

Worksheet 1a - Names of States of the Life Cycle of a Butterfly

Directions: Copy onto stock paper and cut out to make cards. Make one large set for teacher and small sets for students.

دودة / يرقة



فراشة



كريساليس / خادرة



بيضة



Worksheet 1b - The Life Cycle of a Butterfly

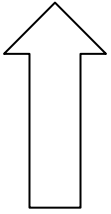

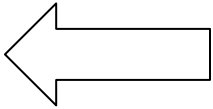

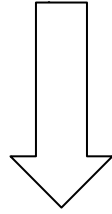

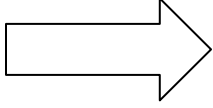

Directions: Students draw a line from the name of the stage to the corresponding picture.



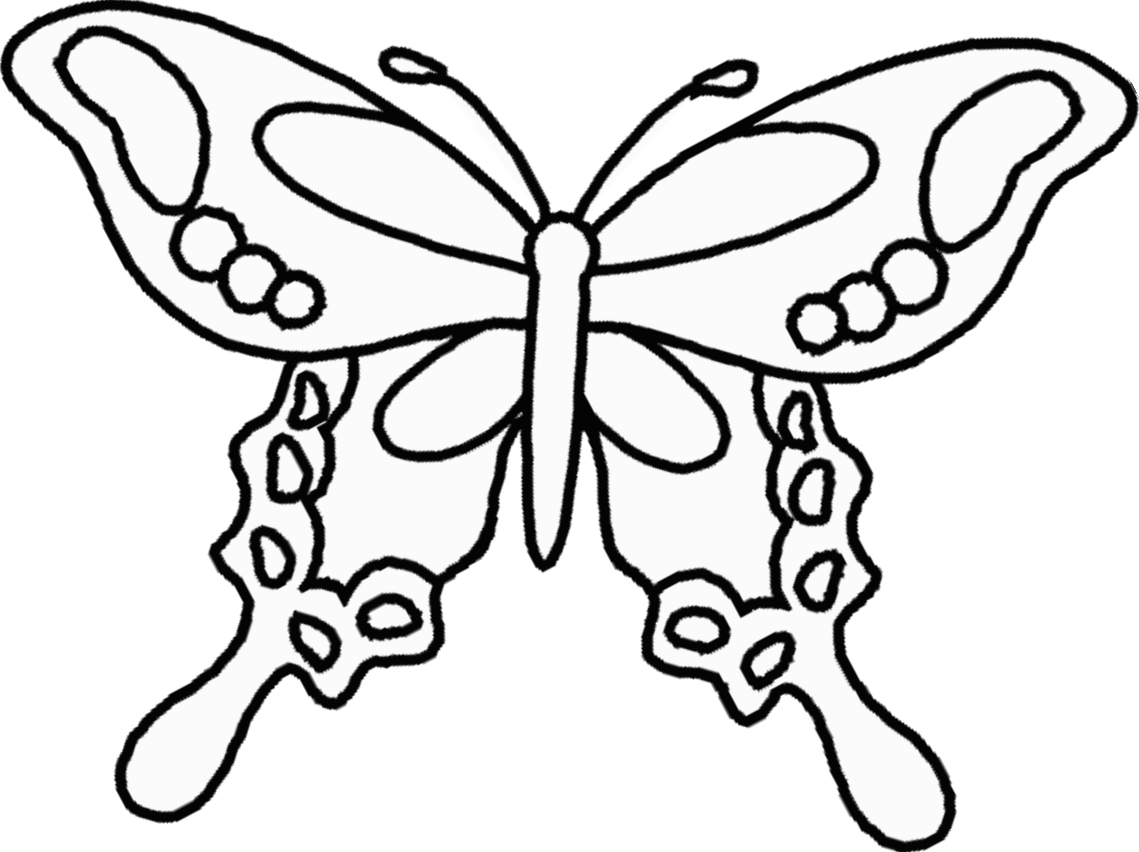
فراشة / دودة / يرقة / كريساليس / خادرة / بيضة



Students cut out pictures of the stages of the life cycle of the butterfly and paste them in order.



Worksheet 1c - Butterfly



Worksheet 2a - 5 Green and Speckled Frogs

5 Green and Speckled Frogs

Five green and speckled frogs
Sat on a speckled log
Eating some most delicious bugs
Yum! Yum!


One jumped into the pool
Where it was nice and cool
Now there are four green speckled frogs.
Glub! Glub!

Four green and speckled frogs...
Three green and speckled frogs...
Two green and speckled frogs...
One green and speckled frog...
Now there are no more speckled frogs!
Glub! Glub! Glub!



Teacher Note: The poem is about 5 Green and Speckled Frogs. Teacher can choose to use 3 to 5 frogs depending on the class.

Worksheet 2b - Frog and Log



Worksheet 2c - The Life Cycle of the Frog
Sequencing Cards

Eggs

Eggs are laid in masses in or very near the water.



Froglet

The froglet still has remnants of a tail, but now breathes using lungs.




Tadpole

The tadpole swims in the water and breathes using gills.



Adult Frog



Worksheet 3a - Human Life Cycle
Matching




رجل / امرأة



طفل



مراهق



ولد / بنت

Worksheet 3b - Human Life Cycle

