

Worksheet 1a  
Names of States of the Life Cycle of a Butterfly

Directions: Copy onto stock paper and cut out to make cards. Make one large set for teacher and small sets for students.

毛毛蟲



蝴蝶



蛹



卵



Worksheet 1b - The Life Cycle of a Butterfly

Directions: Students draw a line from the name of the stage to the corresponding picture.



蝴蝶

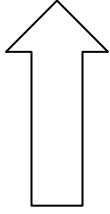

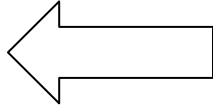

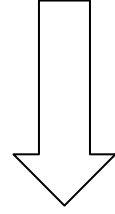



毛毛蟲

蛹

卵




Students cut out pictures of the stages of the life cycle of the butterfly and paste them in order.



Worksheet 1c - Butterfly

蝴蝶



Worksheet 2a  
5 Green Frogs 五隻青蛙



Teacher Note: The poem is about 5 Green Frogs. Teacher can choose to use 3 to 5 frogs depending on the class.

## Worksheet 2b Counting Frogs

### 數青蛙

一隻青蛙，一張嘴，兩隻眼睛，四條腿，  
乒乒乓乓，跳下水呀。  
跳過蓮蓬來，浪子高，  
跳入蓮葉下，水中浮。  
荷兒梅子兮，水上漂，  
花兒梅子兮，水上漂。

兩隻青蛙，兩張嘴，四隻眼睛，八條腿，  
乒乒乓乓，跳下水呀。  
跳過蓮蓬來，浪子高，  
跳入蓮葉下，水中浮。  
荷兒梅子兮，水上漂，  
花兒梅子兮，水上漂。

三隻青蛙，三張嘴，六隻眼睛，十二條腿，  
乒乒乓乓，跳下水呀。  
跳過蓮蓬來，浪子高，  
跳入蓮葉下，水中浮。  
荷兒梅子兮，水上漂，  
花兒梅子兮，水上漂。

四隻青蛙，四張嘴，八隻眼睛，十六條腿，  
乒乒乓乓，跳下水呀。  
跳過蓮蓬來，浪子高，  
跳入蓮葉下，水中浮。  
荷兒梅子兮，水上漂，  
花兒梅子兮，水上漂。

五隻青蛙，五張嘴，十隻眼睛，二十條腿，  
乒乒乓乓，跳下水呀。跳過蓮蓬來，浪子高，  
跳入蓮葉下，水中浮。  
荷兒梅子兮，水上漂，  
花兒梅子兮，水上漂。

Teacher Note: Teacher can choose to use 3 to 5 frogs or phrases depending on the class.  
<http://www.youtube.com/watch?v=8KBXna0u8Jk>

Worksheet 2c  
The Life Cycle of the Frog- Sequencing Cards

<p><b>Eggs</b> 卵 Eggs are laid in masses very near the water.</p> 	<p><b>Froglet</b> The froglet still has remnants of a tail, but now breathes using lungs.</p> <p>幼蛙</p> 
<p><b>Tadpole</b> The tadpole swims in the water and breathes using gills.</p> <p>蝌蚪</p> 	<p><b>Adult Frog</b> 青蛙</p> 

©EnchantedLearning.com

\*\*\* Suggestion: 舞臺劇：小蝌蚪找媽媽。

Worksheet 3a - Human Life Cycle  
Matching



青少年



小娃娃



成人



小孩



Worksheet 3b - Human Life Cycle

