

Change Can Be Good
Worksheet 1a - Names of States of the Life Cycle of a Butterfly

Directions: Copy onto stock paper and cut out to make cards. Make one large set for teacher and small sets for students.

La oruga



La mariposa



La crisálida



El huevo



Worksheet 1b - The Life Cycle of a Butterfly


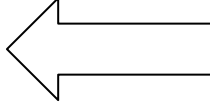

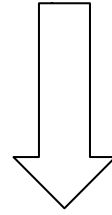
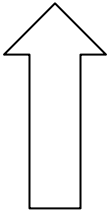

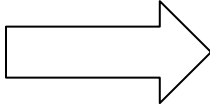

Directions: Students draw a line from the name of the stage to the corresponding picture.




el huevo la crisálida la oruga la mariposa



Students cut out pictures of the stages of the life cycle of the butterfly and paste them in order.



Worksheet 1c - Butterfly



Worksheet 2a - 5 Green and Speckled Frogs

5 Green and Speckled Frogs

Cinco Ranitas

Cinco ranitas, con muchas manchitas
sentadas arriba de un tronco.
¡Cro! ¡Cro!


Una rana se cayó
Adentro del lago.
Ahora quedan cuatro ranitas.
¡Cro! ¡Cro!

Cuatro ranitas...
Tres ranitas...
Dos ranitas...
Una ranita...
...Ahora no quedan más ranas.
¡Cro! ¡Cro! ¡Cro!







Teacher Note: The poem is about 5 Green and Speckled Frogs. Teacher can choose to use 3 to 5 frogs depending on the class.

Worksheet 2b - Frog and Log



Worksheet 2c - The Life Cycle of the Frog
Sequencing Cards

<p>Eggs Eggs are laid in masses in or very near the water.</p> 	<p>Froglet The froglet still has remnants of a tail, but now breathes using lungs.</p> 
<p>Tadpole The tadpole swims in the water and breathes using gills.</p>  <p>©EnchantedLearning.com</p>	<p>Adult Frog</p> 

Worksheet 3a - Human Life Cycle
Matching



Adult



Baby



Teenagers



Child

Worksheet 3b - Human Life Cycle

