

**Worksheet 1a**

Dave's email to teacher (1)

大偉寫給他的老師的电子信

大偉寫給他的三年級老師的电子信

來自：大偉

主題：從埃及來的祝福

親愛的\_\_\_\_\_老師，

您好嗎？您還記得我嗎？我是大偉。我是您以前三年級的學生，我們有好多好多的樂趣。當您在教我們世界上的金字塔時。我當時就告訴你，我長大後，我要去這些金字塔參觀。現在我在埃及！我站在金字塔前。這個金字塔好大好大！我寄給您的這張照片謝謝您。我會繼續參觀其他的金字塔。如果你要的話，當我去參觀其他的金字塔時，我可以寄給您更多的照片給您，。

您的學生，

大偉

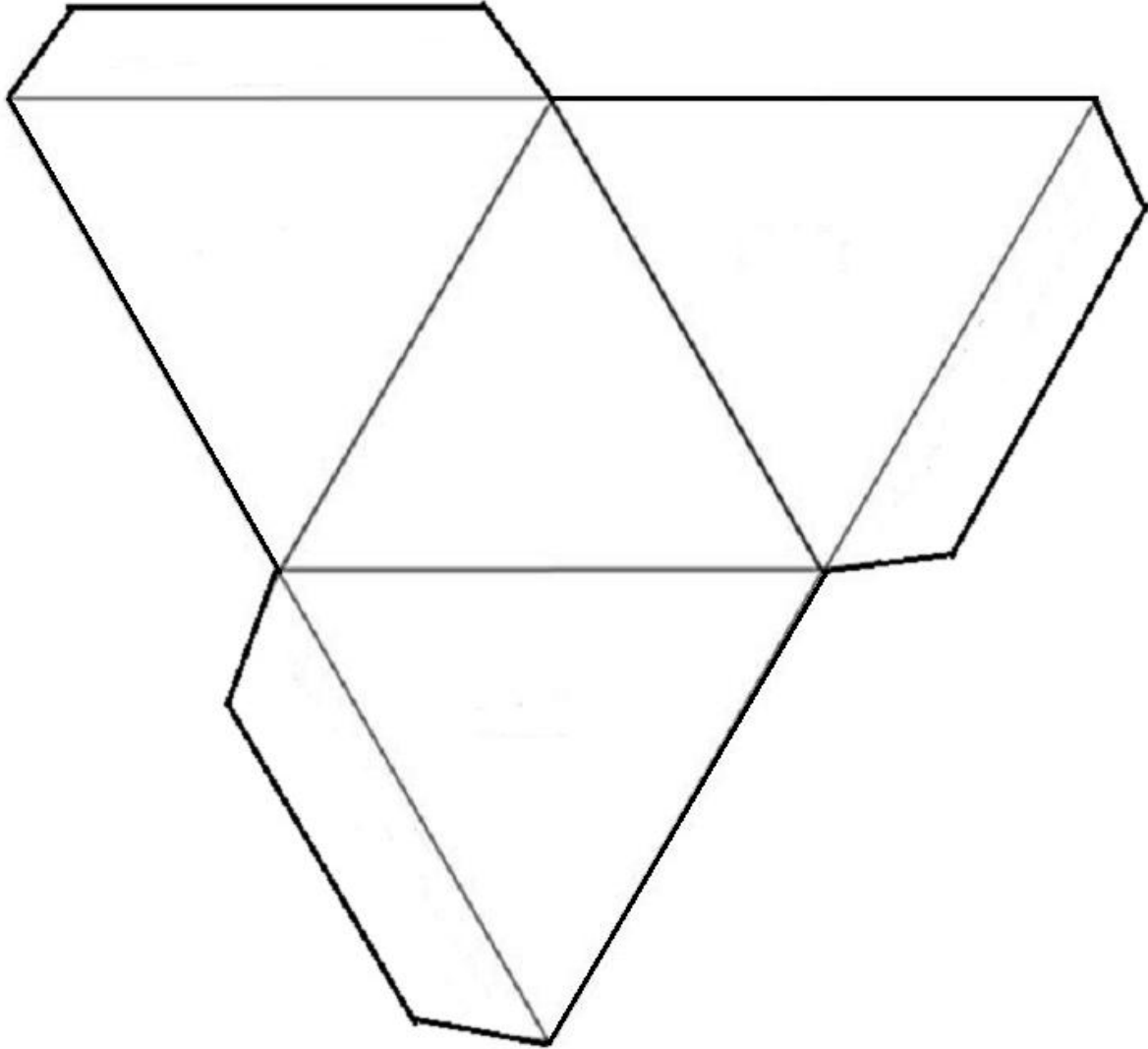
Pyramid Module Worksheets and Resources

**Worksheet 1b**

Template for Pyramid #1

Triangle Base

Students label their foldable pyramid while repeating the vocabulary related to each of the assets



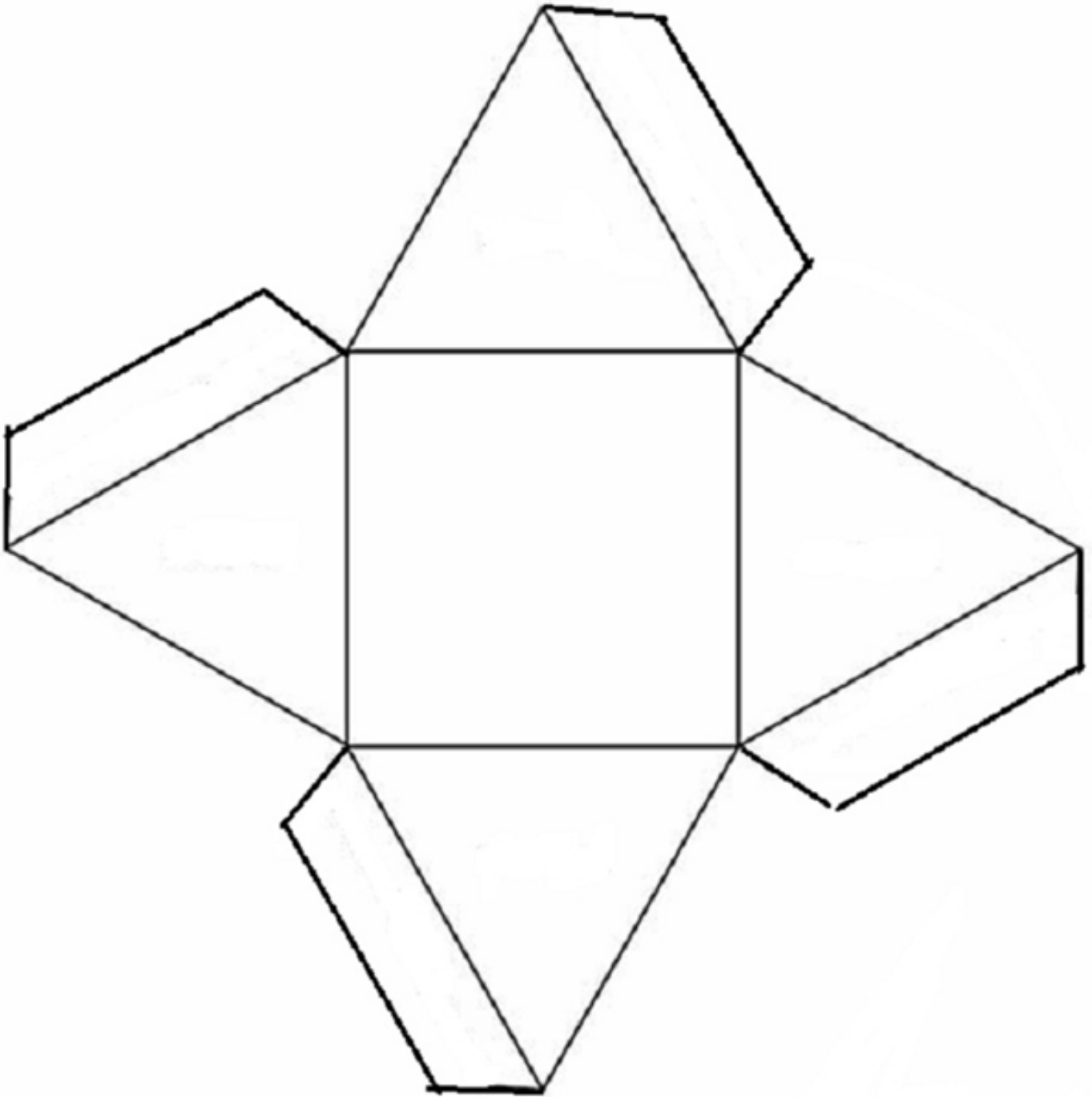
Pyramid Module Worksheets and Resources

**Worksheet 1b**

Template for Pyramid #2

Square Base

Students label their foldable pyramid while repeating the vocabulary related to each of the assets



**Worksheet 1c**

Telling about my Pyramid

我有一個\_\_\_\_\_，  
它有\_\_\_\_\_底. 金字塔\_\_\_\_\_  
個面和\_\_\_\_\_個頂點. 它有很多的邊，  
邊和邊的交接的叫\_\_\_\_\_！



**Worksheet 1d**

Students write email to Dave (2)

*From:* \_\_\_\_\_

*To:* Dave

*Date:* \_\_\_\_\_

*Subject:* \_\_\_\_\_

*Dear Dave,*

*My name is \_\_\_\_\_; I am \_\_\_\_\_ years old. I am in Mr. /Mrs. \_\_\_\_\_ class. \_\_\_\_\_ (Thank you) for your \_\_\_\_\_ (email) and \_\_\_\_\_ (pictures). We \_\_\_\_\_ (like) the \_\_\_\_\_ (Pyramid) in \_\_\_\_\_ (Egypt). It is very \_\_\_\_\_ (big; tall).  
Could you send us more?*

*Your friends,*

\_\_\_\_\_.

**Worksheet 2a**

Dave's email from Egypt (3)

來自：大偉

主題：埃及胡夫的金字塔，

同學們，你們好！

我很高興，你們決定和我一起去旅行，我要去看全世界各地的金字塔。

現在我在埃及的開羅。照片裏的大金字塔。它是古代世界七大奇觀之一。它有一個方形的基地。它也是在世界最高的金字塔。它是四千年前建造的，主要是紀念法老胡夫的金字塔。

我希望你喜歡我寄給你們的照片。

我的下一站是墨西哥。我聽說那兒也有許多金字塔！

你的朋友，

大偉

## Pyramid Module Worksheets and Resources

### Worksheet 2b

#### Pyramid Chant, Egypt, Part I

我去看看在埃及的金字塔，在埃及的金字塔	<i>Holding up both hands to make a pyramid shape.</i>
我去看看金字塔，尊敬的國王啊。	Put both hands over the head, making it the shape of a crown for a pharaoh.
金字塔在那裡？我去哪裡找金字塔？	Put one hand over the eyes as if looking for something, turning left and right.
我發現了一個紀念法老胡夫金字塔！	<i>Holding up both hands to make a pyramid shape.</i>

#### Pyramid Chant, Mexico, Part II

我去看一些在墨西哥的金字塔，在墨西哥的金字塔	Hold up both hands to make a pyramid shape.
我去看金字塔，它是用來紀念他們的國王。	Put both hands over the head, making it the shape of a crown for a king.
金字塔在那裡？我去哪裡找金字塔？	Put one hand over the eyes as if looking for something, turning left and right.
我發現了一個紀念太陽的金字塔。	Put both hands over the head, making the shape of the sun.
我發現了一個紀念月亮的金字塔。	Put both hands over the head, making the shape of the moon.
他們紀念的太陽，月亮，和他們的國王！	Put both hands over the head, making the shape of the sun, the moon, and a crown (as each word is chanted).

**Worksheet 2c**

Dave's Email from Mexico (4)

*From: Dave*

*Date: \_\_\_\_\_ (month/date/year, time)*

*Subject: I am in Mexico*

*To: Mr./Mrs. \_\_\_\_\_*

*Dear Class,*

*Did you like the Pyramid of Khufu? Wasn't it grand? Guess where I am now. Now I am in Mexico. In Mexico, there are several famous Pyramids. These are pictures of two famous ones in Teotihuacan. One is the Pyramid of the Sun, and the other is the Pyramid of the Moon. They are very old. Their bases are square and very big.*

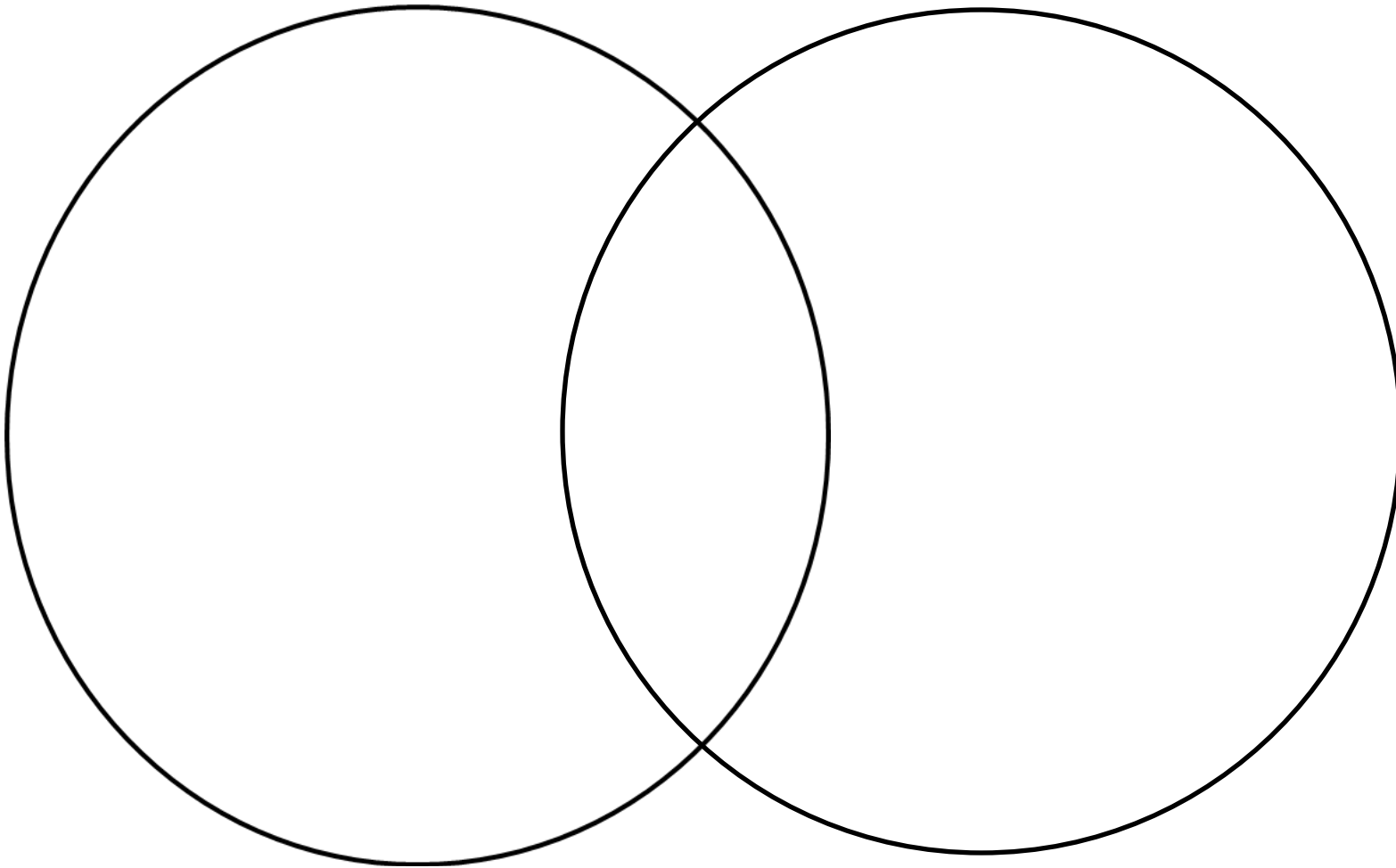
*I hope you like the pictures I sent you.*

*Your friend,*

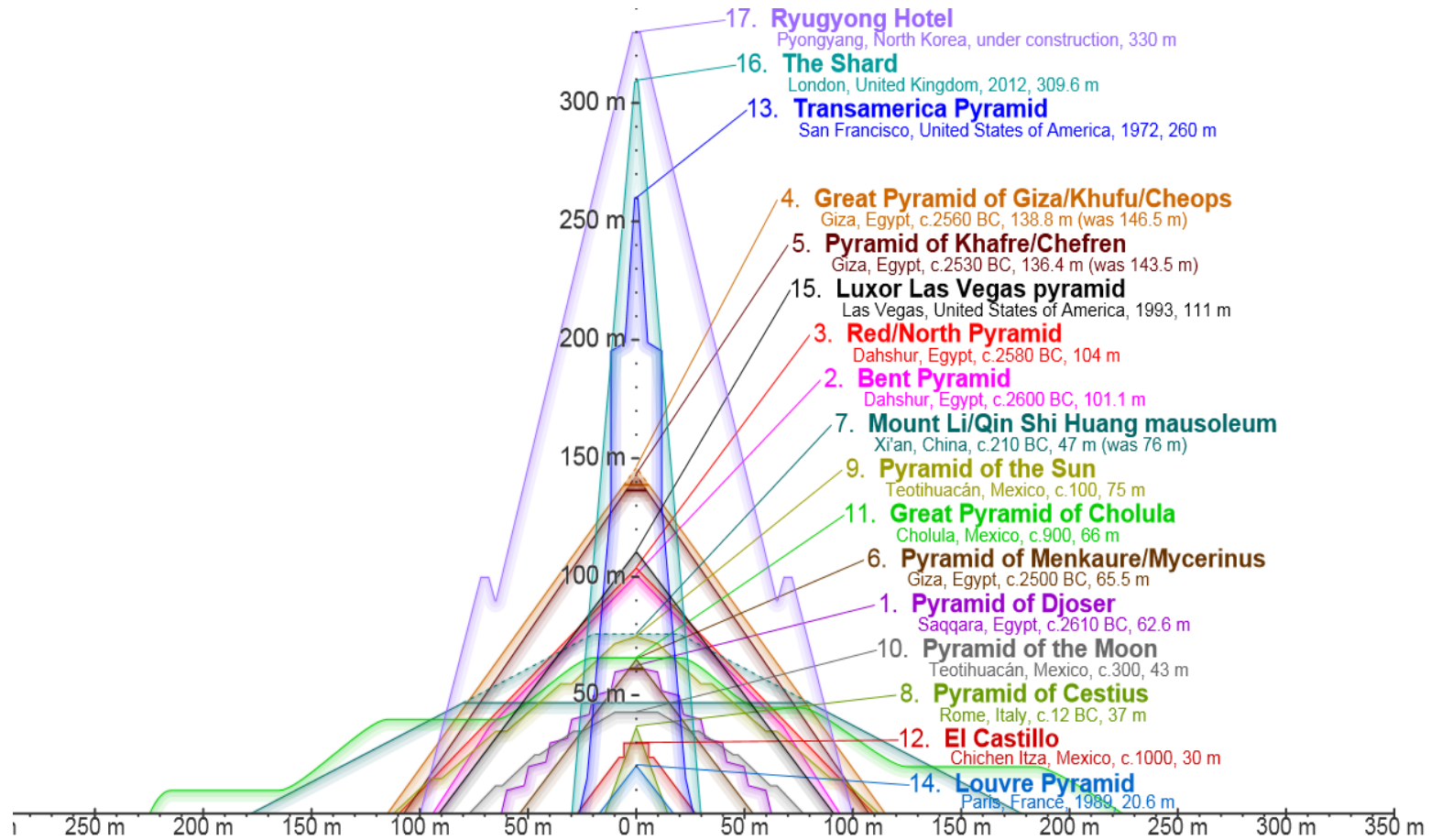
*Dave*



**Worksheet 2d**  
Venn diagram





## Worksheet 2e Pyramids heights



Pyramid Module Worksheets and Resources

**Worksheet 2f**  
Comparing Pyramids

Pyramids			Same (√ if yes)	Different (√ if yes)
Location				
base shape				
How many faces?				
How many edges?				
How many vertices?				
<p>What treasure is inside?</p> <p>(You may draw)</p>				

**Worksheet 2g**

Students write another email to Dave (5)

來自: \_\_\_\_\_ (name)  
收信人: 大偉  
日期: \_\_\_\_\_  
主題: \_\_\_\_\_ (謝謝和金字塔)

親愛的 \_\_\_\_\_

\_\_\_\_\_ (謝謝) 你的 \_\_\_\_\_ (電子信) 和 \_\_\_\_\_ (照片). 我們很 \_\_\_\_\_ (喜歡) 在 \_\_\_\_\_ (埃及) 的 \_\_\_\_\_ (大金字塔). 他非常 \_\_\_\_\_ (大/高). 它是古代世界 \_\_\_\_\_ (七) 大奇觀之一. 它是 \_\_\_\_\_ (紀念) 法老胡夫金字塔.

我們也喜歡在 \_\_\_\_\_ (墨西哥) 的 \_\_\_\_\_ (太陽金字塔) 和 \_\_\_\_\_ (月亮金字塔). 它們都很 \_\_\_\_\_ (大) 很 \_\_\_\_\_ (高). 金字塔是用來 \_\_\_\_\_ (紀念) \_\_\_\_\_ (太陽), \_\_\_\_\_ (月亮), 和他們的 \_\_\_\_\_ (國王).

這些金字塔都有 \_\_\_\_\_ (頂點), \_\_\_\_\_, \_\_\_\_\_, and \_\_\_\_\_ (邊, 面, 和 交接點). 它們也都有一個 \_\_\_\_\_ (四方形) 的底. \_\_\_\_\_ (謝謝) 你的 \_\_\_\_\_ (照片). 你下一站是哪裡呢?

你的朋友,  
\_\_\_\_\_ 老師的班級

**Word Bank**

Email, like, great pyramid, Egypt, big/tall, honor, king, faces, vertices, pyramid of the Sun, pyramid of the moon, Mexico, apex, edges, thank you,

**Worksheet 3a**

Email from Dave – Thanks for students' email and comments on their pyramids (6)

來自：大偉  
主題：我去了博物館  
致：\_\_\_\_\_

親愛的同學，

非常謝謝你的電子信和照片。你的金字塔是真棒。我很喜歡讀你們的電子信。我看得出來你們學到了很多關於各地金字塔。

我明天去博物館。回來後我會告訴你我看到什麼金字塔。

你的朋友，

大偉

**Worksheet 3b**

Email from Dave – I went to a museum (7)

Visited the Golden King

來自：大偉

日期：\_\_\_\_\_（月/日/年，時間）

主題：我去了博物館

致：\_\_\_\_\_

親愛的同學，

我希望你們喜歡我寄的照片。今天我去一個博物館，在那裡我看到了很多的寶物。他們從國王圖坦卡蒙墓的珍品。

圖坦卡蒙是古埃及法老王。埃及人建造金字塔來紀念他。在金字塔內的壁畫和黃金都是寶物。人們稱他為金王。這裡是國王圖坦卡蒙的寶藏，我希望大家喜歡金字塔的照片。

你的朋友，

大偉



**Worksheet 3c**  
A Mural in a Pyramid

Insert a mural

This is a \_\_\_\_\_.  
It is inside a pyramid.  
I can see \_\_\_\_\_, and \_\_\_\_\_.  
They lived many years ago.  
The mural is \_\_\_\_\_.  
It's amazing!



**Worksheet 3d**  
King Tut's and My Treasures'



我去看看在埃及的金字塔，在埃及的金字塔。  
我去看看在埃及的金字塔，尊敬的國王啊。  
金字塔在那裡？我去哪裡找金字塔？  
我發現了一個紀念法老胡夫金字塔！



**Worksheet 3e**  
My Treasures

我回家，我回到我的家去找我的寶物  
我回家，我回到我的家去找我的寶物  
寶物在那裡？我去哪裡找我的寶物？

我找到 ……

我找到 ……

這些是我的寶物

你的寶物是什麼？什麼事你的寶物？

給我看看你的寶物。



**Worksheet 4a**

**What have we learned?**

<p><i>a. What is special about a Pyramid?</i></p>	
<p><i>b. What is a famous pyramid that I can talk about?</i></p>	
<p><i>c. What are treasures?</i></p>	
<p><i>d. What are examples of treasures in a pyramid or in my life?</i></p>	

**Worksheet 4b**  
**Describing our Pyramid**


我們的金字塔有 \_\_\_\_\_ 個底.

它有 \_\_\_\_\_ 個頂點, \_\_\_\_\_ 個面, \_\_\_\_\_ 個邊, 和 \_\_\_\_\_ 交接點.

我們把我們的 \_\_\_\_\_ 放在金字塔裏。

我們的寶物是 \_\_\_\_\_。 我們喜歡我們的金字塔。金字塔裏的東西對我們很 \_\_\_\_\_。這是我的 \_\_\_\_\_。

<我們金字塔的圖形>



Pyramid Module Worksheets and Resources

**Worksheet 4C**  
Our Pyramid

Pyramid	
Group Name:	
<i>Who are our group members?</i>	
<i>What kind of base does our group's pyramid have?</i>	
<i>How many faces does this pyramid have?</i>	
<i>How many edges does this pyramid have?</i>	
<i>What kind of decoration does it have?</i>	
<i>What kinds of treasure are inside?</i>	

**Worksheet 5a**

Email from Dave – Where was I? (8)

親愛的同學，

猜猜我現在在哪裡？我不是在埃及，我也不是在墨西哥。我在危地馬拉。你有沒有聽說過的瑪雅人？我參觀了蒂卡爾金字塔。

這裡有很多金字塔！他們是由瑪雅人很多年前建造的。它們的形狀和從其他金字塔不太一樣，。他們是在熱帶雨林，有八百年。希望你有一天也來這兒看看。

你的朋友，

大偉

**Worksheet 5b**  
**Which picture shows the Pyramids of Tikal?**

Select the number for or circle the right picture.

1.



2.



3.



## Pyramid Module Worksheets and Resources

[http://www.bugbog.com/images/galleries/guatemala\\_pictures/large-Guatemala-Pictures/Tikal-Guatemala.jpg](http://www.bugbog.com/images/galleries/guatemala_pictures/large-Guatemala-Pictures/Tikal-Guatemala.jpg)

### Worksheet 5c Interview

#### Interview

Greet each other

Ask and answer questions:

<i>Questions</i>	<i>Answers</i>
<i>What kind of base does your pyramid have?</i>	
<i>How many faces does your pyramid have?</i>	
<i>How many edges does your pyramid have?</i>	
<i>What is special about your pyramid?</i>	
<i>What treasures did you put in your pyramid?</i>	

## Pyramid Module Worksheets and Resources

### Worksheet 5d

#### Rubrics for Oral Performance Task

	Rating	Description
3	Excellent	<ul style="list-style-type: none"><li>• Message very effectively communicated</li><li>• Rich variety of vocabulary</li><li>• Highly accurate, showing no significant patterns of error</li><li>• Understands meaning in conversation.</li></ul>
2	Good, Average Performance	<ul style="list-style-type: none"><li>• Message generally comprehensible</li><li>• Vocabulary is appropriate, with some groping</li><li>• Accuracy appropriate to the language level, although some patterns of error may interfere with comprehensibility</li><li>• Understands meaning with some repetition</li></ul>
1	Needs Improvement	<ul style="list-style-type: none"><li>• Message communicated with difficulty and is unclear</li><li>• Vocabulary is often inappropriate, leading to miscommunication</li><li>• Significant patterns of error</li><li>• Often misunderstood others</li></ul>
0	Un-ratable Sample	<ul style="list-style-type: none"><li>• No consistent use of target language, only isolated words in target language</li></ul>



**Worksheet 5e**  
**An Email to Dave (9)**

Directions: In your email make sure that you:

1. Tell Dave who you are.
2. Tell him what you learned from this module. For example, tell him about
  - a. Two different pyramids that you have learned about. (Where they are located and whether or not you like them.)
  - b. What treasures from pyramids you have seen.
3. Tell him what kinds of pyramid you have found in your daily life.
4. Tell him if you like learning about pyramids. Would you like to visit a pyramid when you grow up?

*From:* \_\_\_\_\_

*To:* Dave

*Date:* \_\_\_\_\_

*Subject:* \_\_\_\_\_ (*Thank you and Pyramids*)

*Dear Dave,*

---

---

---

---

---

---

---

---

---

---

*Your friends,*

\_\_\_\_\_.