

Worksheet 1a

Dave's email to teacher (1)

Dave wrote to his 3rd Grade teacher

From: Dave

Date: _____ (month/date/year, time)

Subject: Greeting from Egypt

To: Mr./Mrs. _____

Dear Mr/Mrs. _____ (teacher's last name),

How are you? Do you remember me? I am Dave. I was in your third grade class when we learned about pyramids in the world. We had so much fun then. I told you that I wanted to visit these pyramids when I grew up. Now here I am, in Egypt! I am standing in front of a pyramid. It is huge! I am sending you this picture to thank you. I will continue to visit other pyramids. If you want me to, I can send you more pictures when I visit them.

Your student,

Dave

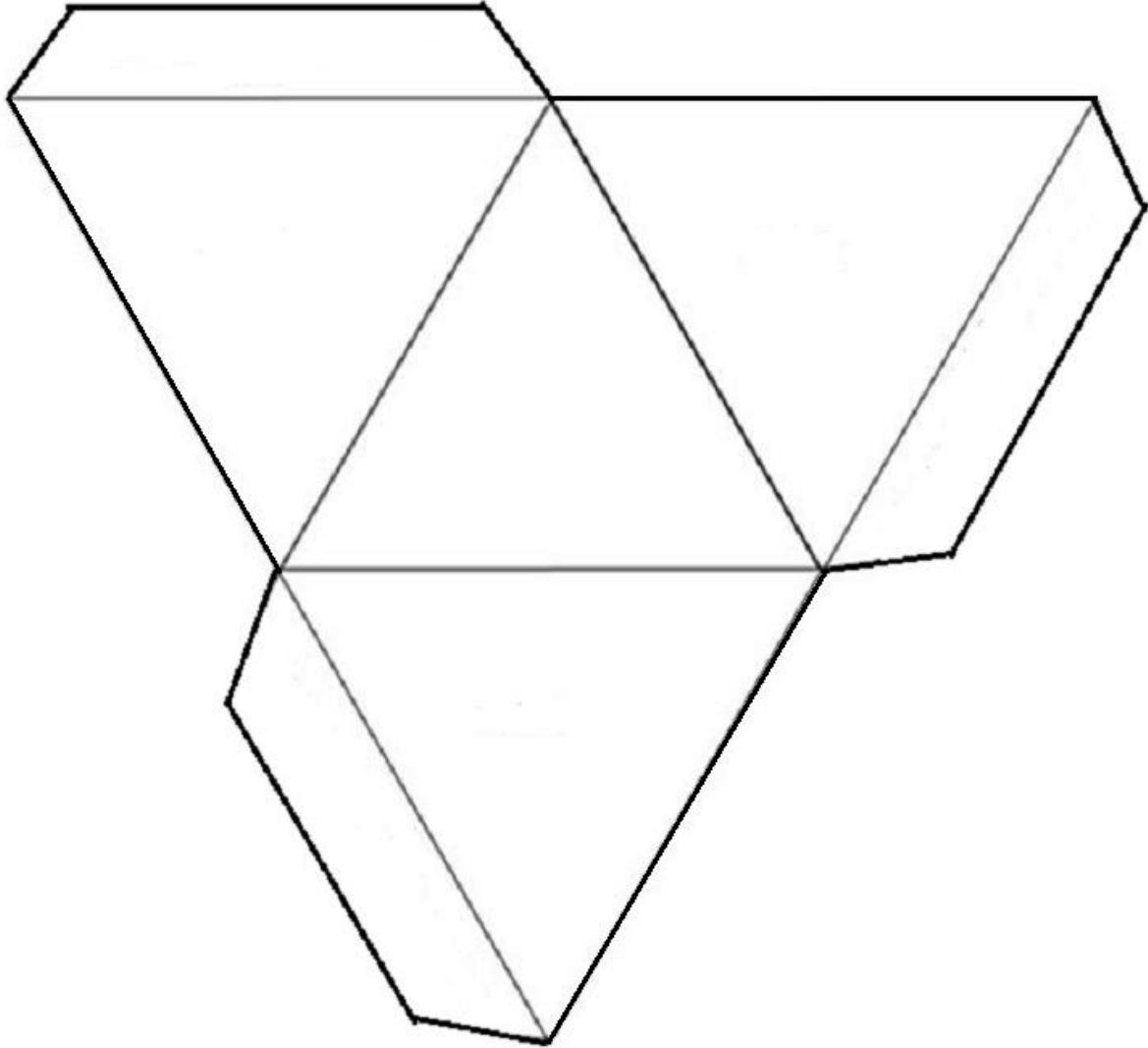
Pyramid Module Worksheets and Resources

Worksheet 1b

Template for Pyramid #1

Triangle Base

Students label their foldable pyramid while repeating the vocabulary related to each of the assets



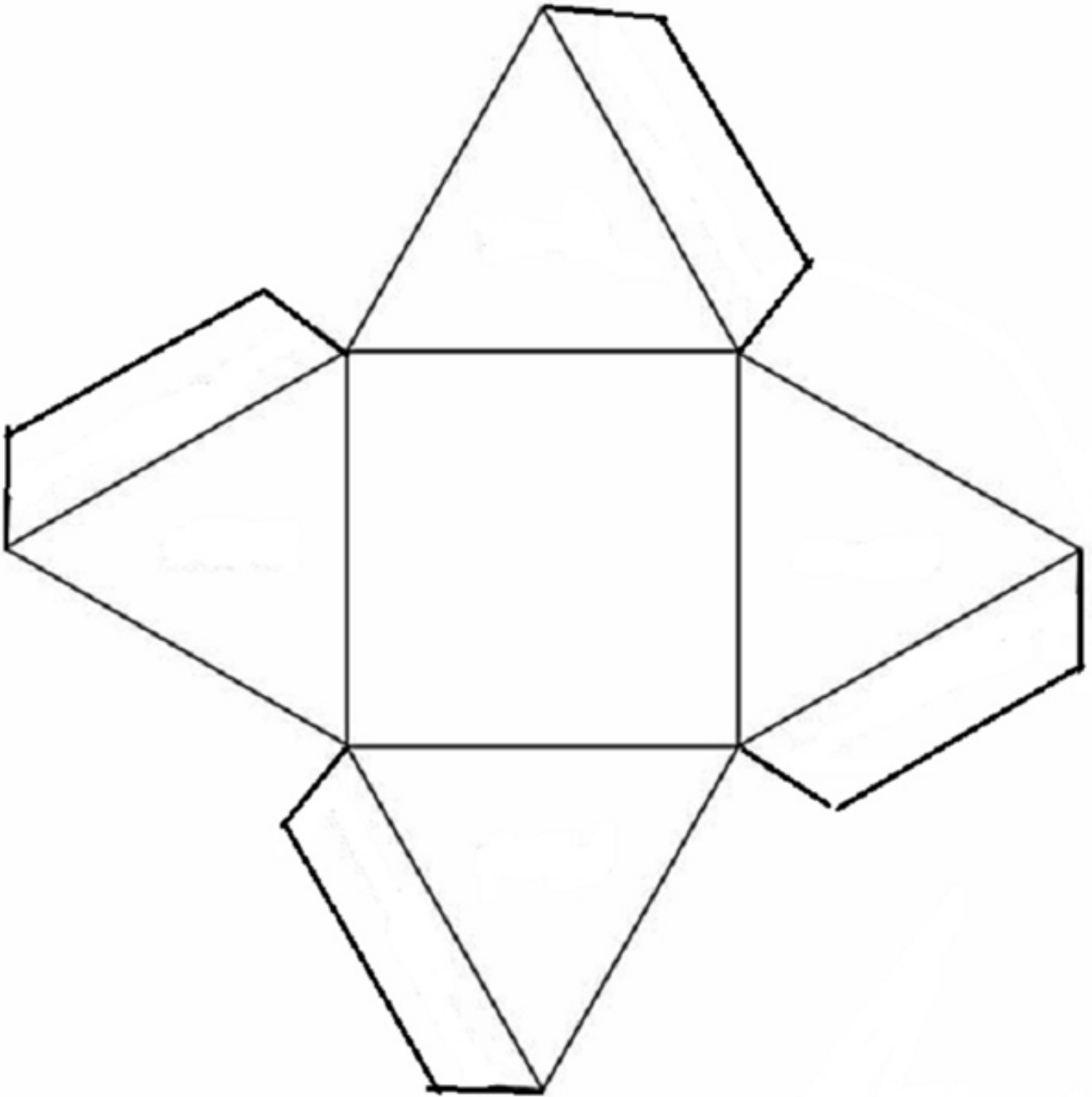
Pyramid Module Worksheets and Resources

Worksheet 1b

Template for Pyramid #2

Square Base

Students label their foldable pyramid while repeating the vocabulary related to each of the assets



Worksheet 1c

Telling about my Pyramid

Here I made a _____,
It has a _____ base;
the pyramid has _____ faces and
_____ apex on top.

Edges here and edges there,
_____ join the base!

Here I made a _____;
I'll tell you how it's shaped!



Worksheet 1d

Students write email to Dave (2)

From: _____

To: Dave

Date: _____

Subject: _____

Dear Dave,

My name is _____; I am _____ years old. I am in Mr. /Mrs. _____ class. _____ (Thank you) for your _____ (email) and _____ (pictures). We _____ (like) the _____ (Pyramid) in _____ (Egypt). It is very _____ (big; tall). Could you send us more?

Your friends,

_____.

Worksheet 2a

Dave's email from Egypt (3)

Dave's email (3)

From: Dave

Date: _____ (month/date/year, time)

Subject: Pyramid of Khufu, Egypt

To: Mr./Mrs. _____ class

Hello, Class.

I am so glad that you decided to travel with me to see pyramids around the world. Now I am at Giza/Cairo in Egypt. This picture is of the Great Pyramid. It is one of the Seven Wonders of the Ancient World. It has a square base. It is the tallest pyramid in the world. It was built more than four thousand years ago to honor Pharaoh Khufu.

I hope you like the picture I sent you.

I am going to Mexico next. I hear there are many pyramids there! I can't wait to find out.

Your friend,

Dave

Pyramid Module Worksheets and Resources

Worksheet 2b

Pyramid Chant, Egypt, Part I

<p><i>I <u>went</u> to see a <u>pyramid</u> in <u>Egypt</u>, in <u>Egypt</u>.</i></p> <p><i>I <u>went</u> to see a <u>pyramid</u> that <u>honors</u> a <u>king</u>.</i></p> <p><i>And <u>what</u> did I <u>find</u>? <u>What</u> did I <u>find</u>?</i></p> <p><i>I <u>found</u> a <u>pyramid</u> that <u>honors</u> <u>Pharaoh</u> <u>Khufu</u>!</i></p>	<p><i>Holding up both hands to make a pyramid shape.</i></p> <p>Put both hands over the head, making it the shape of a crown for a pharaoh.</p> <p>Put one hand over the eyes as if looking for something, turning left and right.</p> <p><i>Holding up both hands to make a pyramid shape.</i></p>
---	---

Pyramid Chant, Mexico, Part II

<p><i>I <u>went</u> to see some <u>pyramids</u> in <u>Mexico</u>, in <u>Mexico</u></i></p> <p><i>I <u>went</u> to see a <u>pyramid</u> that <u>honors</u> a <u>king</u>.</i></p> <p><i>And <u>what</u> did I <u>find</u>? <u>What</u> did I <u>find</u>?</i></p> <p><i>I <u>found</u> a <u>pyramid</u> that <u>honors</u> the <u>sun</u>.</i></p> <p><i>I <u>found</u> a <u>pyramid</u> that <u>honors</u> the <u>moon</u>.</i></p> <p><i>They <u>honor</u> the <u>sun</u>, and the <u>moon</u>, and the <u>king</u>!</i></p>	<p>Hold up both hands to make a pyramid shape.</p> <p>Put both hands over the head, making it the shape of a crown for a king.</p> <p>Put one hand over the eyes as if looking for something, turning left and right.</p> <p>Put both hands over the head, making the shape of the sun.</p> <p>Put both hands over the head, making the shape of the moon.</p> <p>Put both hands over the head, making the shape of the sun, the moon, and a crown (as each word is chanted).</p>
---	---

Worksheet 2c

Dave's Email from Mexico (4)

From: Dave

Date: _____ (month/date/year, time)

Subject: I am in Mexico

To: Mr./Mrs. _____

Dear Class,

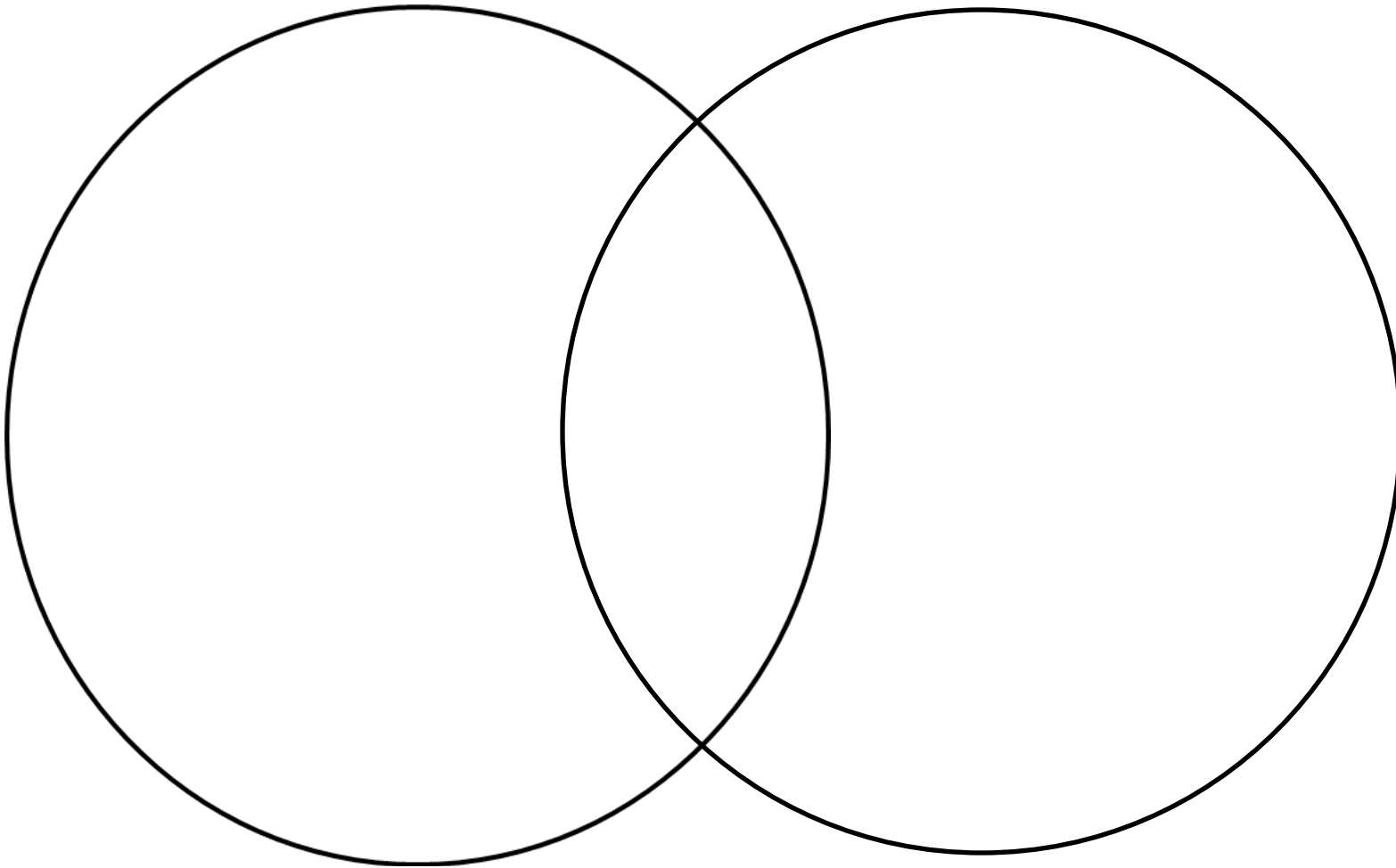
Did you like the Pyramid of Khufu? Wasn't it grand? Guess where I am now. Now I am in Mexico. In Mexico, there are several famous Pyramids. These are pictures of two famous ones in Teotihuacan. One is the Pyramid of the Sun, and the other is the Pyramid of the Moon. They are very old. Their bases are square and very big.

I hope you like the pictures I sent you.

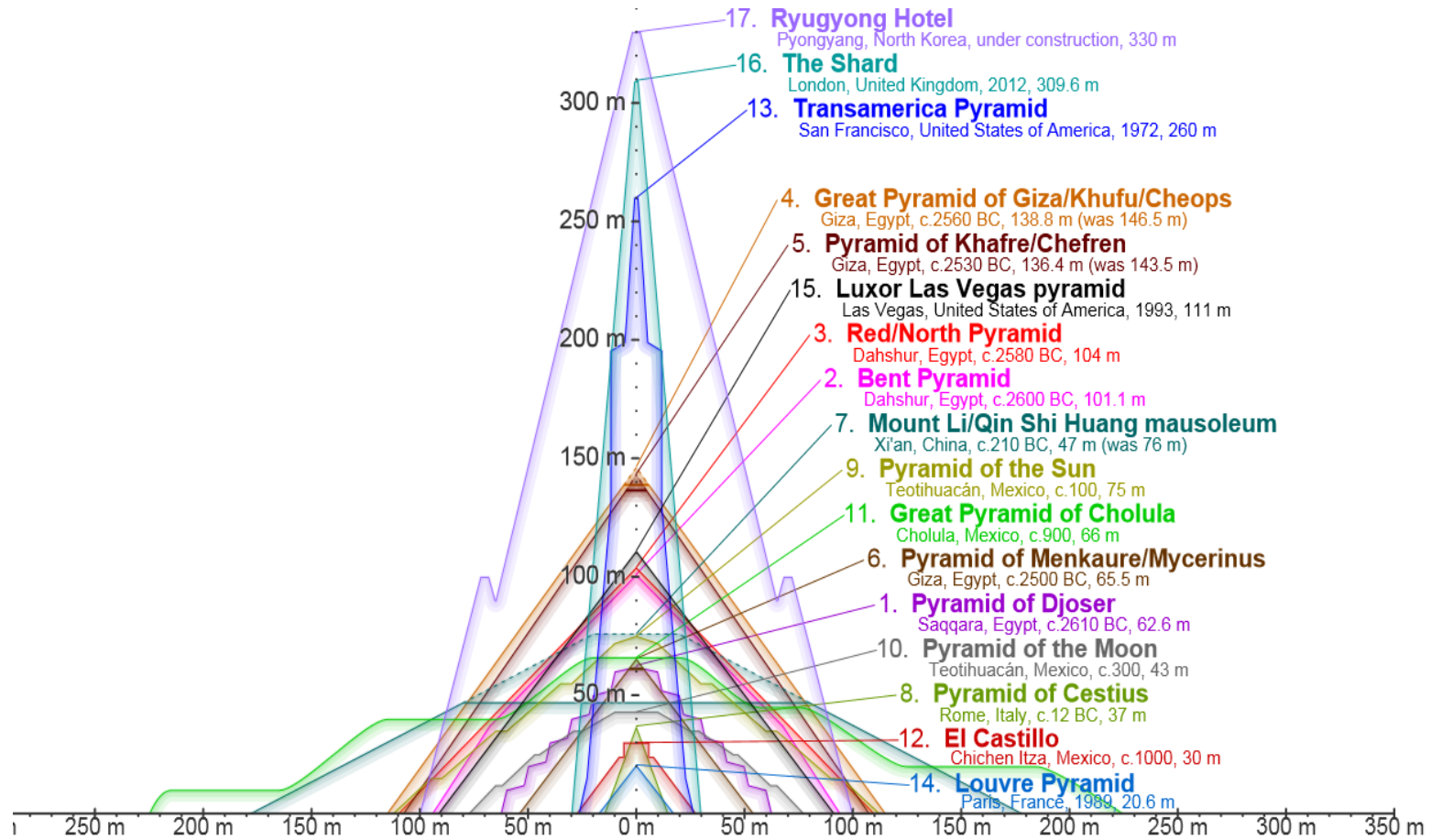
Your friend,

Dave

Worksheet 2d
Venn diagram





Worksheet 2e Pyramids heights



Pyramid Module Worksheets and Resources

Worksheet 2f
Comparing Pyramids

Pyramids			Same (√ if yes)	Different (√ if yes)
Location				
base shape				
How many faces?				
How many edges?				
How many vertices?				
What treasure is inside? (You may draw)				

Worksheet 2g

Students write another email to Dave (5)

From: _____

To: Dave

Subject: _____ (Thank you and Pyramids)

Date: _____

Dear Dave,

_____ (Thank you) so much for sending us _____ (emails) and _____ (pictures). We _____ (like) the _____ (Great Pyramid) in _____ (Egypt). It is very _____ (big; tall). It is also one of the _____ (Seven) Wonders of the Ancient World. It is to _____ (honor) _____ (King) Khufu.

We also like the _____ (Pyramid of the Sun) and the _____ (Pyramid of the Moon) in _____ (Mexico). They are also very _____ (big) and _____ (tall). They were built to _____ (honor) the _____ (Sun), _____ (the Moon), and the _____ (kings). These pyramids have _____ (apex), _____, _____, and _____ (edges, faces, and vertices). They all have _____ (square bases). _____ (Thank you) for sending us these wonderful _____ (pictures). Where will you go next time? Please write and send us pictures.

Your friends,

Mr. /Mrs. _____ 's Class

Word Bank

Email, like, great pyramid, Egypt, big/tall, honor, king, faces, vertices, pyramid of the Sun, pyramid of the moon, Mexico, apex, edges, thank you,

Worksheet 3a

Email from Dave – Thanks for students' email and comments on their pyramids (6)

From: Dave

Date: _____ (month/date/year, time)

Subject: Thank you for your emails and your pyramid pictures

To: Mr./Mrs. _____ class.

Dear Class,

Thank you very much for your emails and pictures. Your pyramids are awesome. I love them! Your emails are wonderful. I love to read them. I can tell you are learning a lot.

I am going to a museum tomorrow. I will let you know what I can find out about pyramids while I am there. I'll write again later.

Your Friend,

Dave

Worksheet 3b

Email from Dave – I went to a museum (7)

Visited the Golden King

From: Dave

Date: _____ (month/date/year, time)

Subject: I went to a museum

To: Mr. /Mrs. _____ 'class.

Dear Class,

I hope you enjoy the pictures I sent you this time. I went to a museum, where I saw a lot of treasures. They were treasure from King Tut's tomb.

King Tut was an Egyptian pharaoh. Egyptians built a pyramid to honor him. People called him the Golden King. Inside the pyramid there were murals and gold. They are treasures. They are important.

Here are pictures of treasures from King Tut's pyramid. I hope you like them.

Your Friend,

Dave



Worksheet 3c
A Mural in a Pyramid

Insert a mural

This is a _____.
It is inside a pyramid.
I can see _____, and _____.
They lived many years ago.
The mural is _____.
It's amazing!



Worksheet 3d
King Tut's and My Treasures'



I went to see a pyramid in Egypt, in Egypt
I went to see a pyramid that honored a pharaoh.
And what did I find? What did I find?
I found gold, murals, and other special things.
These are treasures to King Tut and to us!

Worksheet 3e

My Treasures

I went to my house to look for treasures

I went to my house to look for treasures

and what did I find? What did I find?

I found

These are important treasures to me.

What are your treasures? What are your treasures?

Can you show them to me?



Worksheet 4a

What have we learned?

<p><i>a. What is special about a Pyramid?</i></p>	
<p><i>b. What is a famous pyramid that I can talk about?</i></p>	
<p><i>c. What are treasures?</i></p>	
<p><i>d. What are examples of treasures in a pyramid or in my life?</i></p>	

Worksheet 4b
Describing our Pyramid

Our pyramid has a _____ base.

It has _____ apex, _____ faces, _____ edges, and _____ vertex.

They are _____. It has _____ edges.


We put some treasure in it.

They are _____. We like our pyramid.

The treasure I put in is _____, it is _____ to me.

It is my _____.

<Picture of the pyramid>



Pyramid Module Worksheets and Resources

Worksheet 4C
Our Pyramid

Pyramid	
Group Name:	
<i>Who are our group members?</i>	
<i>What kind of base does our group's pyramid have?</i>	
<i>How many faces does this pyramid have?</i>	
<i>How many edges does this pyramid have?</i>	
<i>What kind of decoration does it have?</i>	
<i>What kinds of treasure are inside?</i>	

Worksheet 5a

Email from Dave – Where was I? (8)

Dave's email (8)

From: Dave

Date: _____ (month/date/year, time)

Subject: Where was I?

To: Mr./Mrs. _____

Dear Class,

Guess where I am now? I am not in Egypt, and I am not in Mexico either. I am in Guatemala. Have you heard of the Mayans? I visited the Pyramids of Tikal.

There are many pyramids here! They were built by the Mayans many years ago. Their shapes are different from other pyramids.

They are in the rain forest, so people forgot about them for 800 hundred years. You should visit them someday.

Your friend,

Dave

Worksheet 5b

Which picture shows the Pyramids of Tikal?

Select the number for or circle the right picture.

1.



2.



3.



Pyramid Module Worksheets and Resources

Worksheet 5c Interview

Interview

Greet each other

Ask and answer questions:

<i>Questions</i>	<i>Answers</i>
<i>What kind of base does your pyramid have?</i>	
<i>How many faces does your pyramid have?</i>	
<i>How many edges does your pyramid have?</i>	
<i>What is special about your pyramid?</i>	
<i>What treasures did you put in your pyramid?</i>	

Pyramid Module Worksheets and Resources

Worksheet 5d

Rubrics for Oral Performance Task

	Rating	Description
3	Excellent	<ul style="list-style-type: none">• Message very effectively communicated• Rich variety of vocabulary• Highly accurate, showing no significant patterns of error• Understands meaning in conversation.
2	Good, Average Performance	<ul style="list-style-type: none">• Message generally comprehensible• Vocabulary is appropriate, with some groping• Accuracy appropriate to the language level, although some patterns of error may interfere with comprehensibility• Understands meaning with some repetition
1	Needs Improvement	<ul style="list-style-type: none">• Message communicated with difficulty and is unclear• Vocabulary is often inappropriate, leading to miscommunication• Significant patterns of error• Often misunderstood others
0	Un-ratable Sample	<ul style="list-style-type: none">• No consistent use of target language, only isolated words in target language

Worksheet 5e
An Email to Dave (9)

Directions: In your email make sure that you:

1. Tell Dave who you are.
2. Tell him what you learned from this module. For example, tell him about
 - a. Two different pyramids that you have learned about. (Where they are located and whether or not you like them.)
 - b. What treasures from pyramids you have seen.
3. Tell him what kinds of pyramid you have found in your daily life.
4. Tell him if you like learning about pyramids. Would you like to visit a pyramid when you grow up?

From: _____

To: Dave

Date: _____

Subject: _____ (Thank you and Pyramids)

Dear Dave,

Your friends,

_____.