

**Your House and Mine  
Worksheet 1a - Dwellings**



Photo from <http://naples-florida.ox.com/rooms-and-houses-for-rent-1782980>



Photo from <http://www.kollewin.com>



Photo from <http://www.razlan.net/2010/04/the-one-with-the-wide-expanse-of-new-jersey/>



Photo from <http://www.regionalmgmt.com/HTML/apartments.htm>



Photo from <http://www.hellobaltimore.com/marketplace/apartments.cfm>

## Worksheet 2b - Dwellings from other lands/other cultures



Photo from <http://www.ca-missions.org/oldsite/contact.html>



Photo from <http://www.neverpaintagain.es/wall-coatings>



Photo from <http://www.arcticphoto.co.uk/supergal/BA/ba93/ba9309-16.htm>



Photo from <http://greatestinterior.com/wp-content/uploads/2011/05/750>



Photo from [http://www.examiner.com/dating\\_advice\\_in\\_lubbock/traditional-native-american-home-photo](http://www.examiner.com/dating_advice_in_lubbock/traditional-native-american-home-photo)



Photo from <http://en.wikipedia.org/wiki/Tipi>


Worksheet 1c - Same and Different

一 一樣

不 一 一樣



Worksheet 2a - Building Materials



Worksheet 2b - What Are Houses Made Of?





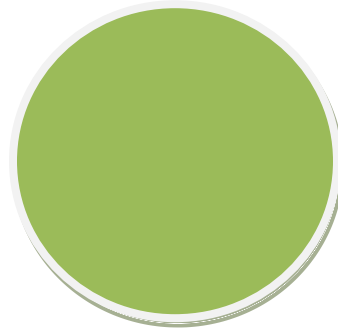



Worksheet 3a - Three Little Pigs and A Big Bad Wolf

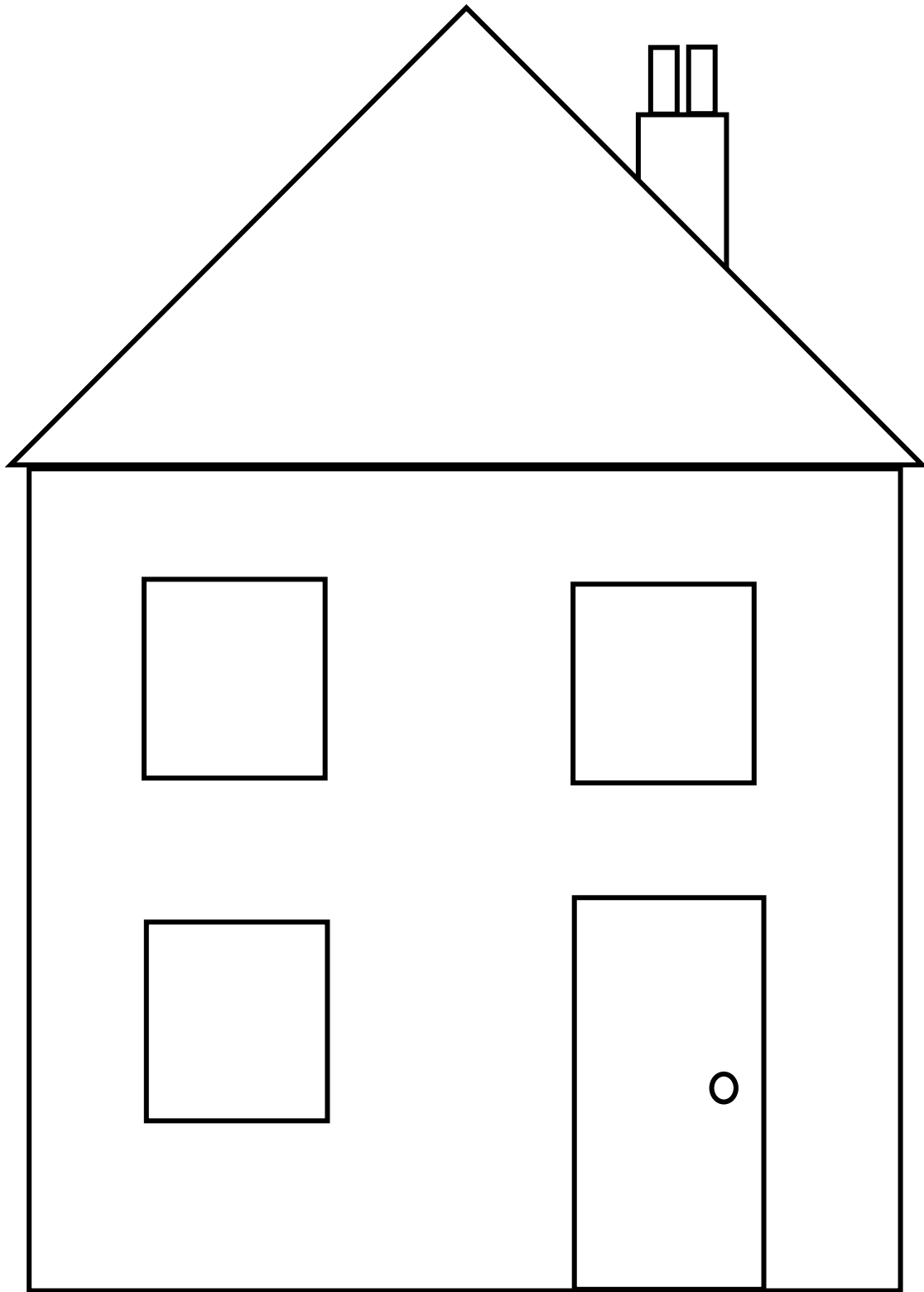





**Worksheet 4a**



Worksheet 4b - Find and Color the Shapes in This House










Worksheet 4d - Shapes to Cut Out



### Sample for Teacher:

Teacher should provide construction paper on which students can glue their houses.

From Worksheet 5a – Students can choose what kind of material they want to use as walls.

From Worksheet 5b – Students can choose and cut out shapes for windows, doors, and a roof.

Students can decorate their houses and around the houses with chimneys, curtains, house numbers, shrubs, trees, flowers, sidewalk and Sun.

