

World Language-STEM MODULE COVERSHEET

The Moon Seems to Change / Phases of the Moon

Worksheet 1a

Papa, please get the moon for me -1

Author: Eric Carle

Before Monica went to bed she looked out of her window and saw the moon. The moon looked so near.

"I wish I could play with the Moon," thought Monica, and reached for it.

But no matter how much she stretched, she could not touch the moon.

"Papa," said Monica to her father, "please get the Moon for me." Papa got a very long ladder.

He carried the very long ladder towards a very high mountain.

Then Papa put the very long ladder on the top of the very high mountain.

Up and up and up he climbed

World Language-STEM MODULE COVERSHEET

The Moon Seems to Change / Phases of the Moon

Worksheet 1b

Papa, please get the moon for me -2

Author: Eric Carle

Finally, Papa got to the moon. "My daughter Monica would like to play with you," said Papa, "but you are much too big."

"Every night I get a little smaller," said the moon.

"When I am just the right size you can take me with you."

And, indeed, the moon got smaller and smaller

When the moon was just the right size, Papa took it.

Down and down and down he climbed.

World Language-STEM MODULE COVERSHEET

The Moon Seems to Change / Phases of the Moon

Worksheet 1c

Papa, please get the moon for me - 3

Author: Eric Carle

"Here," said Papa to Monica, "I have the moon for you."

Monica jumped and danced with the moon.

She hugged the moon and threw it into the air.

But the moon kept getting smaller and smaller and smaller, and finally it disappeared altogether.

Then, one night, Monica saw a thin sliver of the moon reappear.

Each night the moon grew...

And grew and grew...





























World Language-STEM MODULE COVERSHEET

The Moon Seems to Change / Phases of the Moon

Worksheet 1d -Moon Phases Calendar

Instructions: Observe the Moon whenever you have a chance to see it. Always face the same direction (either South or North). Look from East to West to find the Moon. Draw the Moon's phase below and the date of your observation.


1. First look at the sky and find the moon.
2. Find the correct block below (Sunday-Saturday) and write down today's date on the block.
3. Decide what shape of the moon you see in the sky; draw the shape in the circle, and color the rest of the circle black..
4. Only leave white part as the moon you can see.
5. In class we will look at all the calendars and at an Internet picture of the moon from the night before. If you were not able to see the moon, you can fill in your moon calendar using the picture you see in class.

A MONTH OF MOON PHASES						
<i>SUNDAY</i>	<i>MONDAY</i>	<i>TUESDAY</i>	<i>WEDNESDAY</i>	<i>THURSDAY</i>	<i>FRIDAY</i>	<i>SATURDAY</i>
 <i>Date:_____</i>	 <i>Date:_____</i>	 <i>Date:_____</i>	 <i>Date:_____</i>	 <i>Date:_____</i>	 <i>Date:_____</i>	 <i>Date:_____</i>
 <i>Date:_____</i>	 <i>Date:_____</i>	 <i>Date:_____</i>	 <i>Date:_____</i>	 <i>Date:_____</i>	 <i>Date:_____</i>	 <i>Date:_____</i>
 <i>Date:_____</i>	 <i>Date:_____</i>	 <i>Date:_____</i>	 <i>Date:_____</i>	 <i>Date:_____</i>	 <i>Date:_____</i>	 <i>Date:_____</i>
 <i>Date:_____</i>	 <i>Date:_____</i>	 <i>Date:_____</i>	 <i>Date:_____</i>	 <i>Date:_____</i>	 <i>Date:_____</i>	 <i>Date:_____</i>

World Language-STEM MODULE COVERSHEET
The Moon Seems to Change / Phases of the Moon

Worksheet 2a
Sun, Earth, Moon phases Photos

Print in color and cut pictures with labels. Laminate, if possible, for use in multiple lessons. These will be used and displayed throughout the module, and for multiples of the pictures will be needed for the Interpersonal Assessment Task



World Language-STEM MODULE COVERSHEET
The Moon Seems to Change / Phases of the Moon

1 of 2 –Moon Phases Photographs – Large



New Moon



First Quarter Moon

World Language-STEM MODULE COVERSHEET
The Moon Seems to Change / Phases of the Moon

2 of 2 - Moon Phases Photographs – Large



Full Moon



Last Quarter Moon

World Language-STEM MODULE COVERSHEET

The Moon Seems to Change / Phases of the Moon

Worksheet 2b

the sun is like a ball of fire Chant

The sun is like a ball of fire.

It gives us heat and light.

When we see the sun,

The sky is bright. It is day.

When we cannot see the sun,

The sky is dark. It is night.

We can see the moon

In the night.

World Language-STEM MODULE COVERSHEET

The Moon Seems to Change / Phases of the Moon

Worksheet 2c - Turn! Turn! Chant

Turn! Turn! What can you see?



I see the

looking at me.

First Quarter Moon

Turn! Turn! What can you see?



I see the

looking at me

Full Moon

Turn! Turn! What can you see?



I see the

looking at me.

Last Quarter Moon

Turn! Turn! What can you see?



The

is a moon phase I cannot see,

New Moon

Because the bright side is hidden from me!

World Language-STEM MODULE COVERSHEET

The Moon Seems to Change / Phases of the Moon

Worksheet 2d - Turn! Turn! Turn Chant

Turn! Turn! What can you see?

I see the _____ looking at me!

First Quarter Moon

Turn! Turn! What can you see?

I see the _____ looking at me.

Full Moon

Turn! Turn! What can you see?

I see the _____ looking at me.

Last Quarter Moon


Turn! Turn! What can you see?

The _____ is a moon phase I cannot see,

New Moon

because the bright side is hidden from me!

-----*Pictures for cloze*-----



World Language-STEM MODULE COVERSHEET
The Moon Seems to Change / Phases of the Moon

Worksheet 3a
Cookie Moon Phases – Preparing Paper Plate




2" Earth.

Teacher can draw around one end of a glue stick to make circles.
Optional 2" Earth photo glued in center

World Language-STEM MODULE COVERSHEET

The Moon Seems to Change / Phases of the Moon

Cookie Moon Phases - Final Product



Note to the teacher: Regular-size cream cookies will fit around the Earth photo, but mini-size cookies (as shown) reflect the fact that moon is smaller than Earth. Using smaller cookies may also save lesson time. Obviously, cookie size does not represent to scale the size of moon relative to Earth, but you may wish to point out to students that the photo in the middle shows how small the moon really is compared to the Earth.

World Language-STEM MODULE COVERSHEET

The Moon Seems to Change / Phases of the Moon

Worksheet 3b

“The MOON we can all see up in the SKY” Chant

REFRAIN:

The MOON we can all see up in the SKY (two fingers on eyes; one finger points up)

Seems to CHANGE SHAPE, can you tell me why?

(Arms make different shapes overhead; shrug why?)

Sometimes it’s FULL like a big, round ball, (Arms out big and round overhead)

And later it looks like it’s not there at all! (Cross arms on chest)

We can explain why this is so. EARTH and MOON rotate. (hold up index fingers of each hand and move them around in separate circles)

Some MOON parts don’t show.

There’s SUNLIGHT on MOON parts that we cannot see (point to sun; cover eyes)

Those MOON parts are hidden from you and from me. (Cover eyes; point to others, then to self)

REFRAIN:

The MOON we can all see up in the SKY (two fingers on eyes; one finger points up)

Seems to CHANGE SHAPE, can you tell me why?

(Arms make different shapes overhead; shrug why?)

Sometimes it’s FULL like a big, round ball, (Arms out big and round overhead)

And later it looks like it’s not there at all! (Cross arms on chest)

We see a FULL MOON. It starts to get small.

(Arms big and round overhead; one elbow moves forward)

After a while, it’s just HALF a ball. (Moving elbow stops in front of face)

Then you can’t see it, it seems to be gone. (cross arms on chest)

But then another HALF ball comes along. (Make half ball with other elbow)

Then again it’s as big and as round as can be (arms big and round overhead)

SHINING down BRIGHTLY on you and on me.(point to others, then to self)

New moon, (cross arms on chest)

first quarter, (arm and elbow make half moon)

full moon, (arms big and round overhead)

third quarter, and then (arm and other elbow make half moon)


These MOON PHASES CYCLE again and (hands move in circular motion in front of body)

Worksheet 3c

My Moon Journal Folder

Name _____

My Moon Book

A large, empty rectangular box with a thin black border, occupying the central portion of the page. It is intended for students to draw or write about the moon phases.

World Language-STEM MODULE COVERSHEET

The Moon Seems to Change / Phases of the Moon

Contents:

L1 – Carle’s Book (WS-1a, 1b, 1c)

Moon Calendar (WS- 1d)

L2 – Chant: The Sun is like a ball of fire (WS- 2b)

Chant: Turn! Turn! Chant (WS-2d)

Chant: Turn! Turn! Chant (WS-2e)

L3 – Chant: “The MOON we can all see up in the SKY” (WS- 3b)

My Cookie Moon Plate

My Cookie Moon Photo

L4 – Chant: The Sun is like a ball of fire (WS- 4a)

Moon Phases Calendar with Four Moon Shapes

My Own Papa Book (WS – 4c)

World Language-STEM MODULE COVERSHEET


The Moon Seems to Change / Phases of the Moon

Worksheet 4a

The Sun is like a ball of fire



Earth



Sun

The sun is like a ball of fire. (Show sun)

It gives us heat and light.

When we see the sun,

The sky is bright. It is day.

When we cannot see the sun,

The sky is dark. It is night.

We can see the moon

In the night.



Earth

New:

The earth revolves around the sun,

The moon turns with the earth.

We see the phases of the moon,

New Moon, First Quarter moon,

Full moon and Last Quarter moon.

World Language-STEM MODULE COVERSHEET

The Moon Seems to Change / Phases of the Moon

Worksheet 4b -Moon Phases Calendar Worksheet

<i>Use Worksheet 1d -Moon Phases Calendar and answer the following questions</i>	
<i>1. How many times did you observe the moon?</i>	
<i>2. How many moon phases did we see?</i>	
<i>3. How many New moon/First Quarter moon/Last Quarter moon/Full Moon - do you have on your calendar?</i>	
<i>4. Can you label them on your calendar?</i>	
<i>A Star (bonus) question:</i>	
<i>5. Can you predict what the next moon phase will be?</i>	

World Language-STEM MODULE COVERSHEET

The Moon Seems to Change / Phases of the Moon

Workbook 4c

Make My Own Papa Book Sentence strips

"I wish I could play with the Moon."

"Papa, please get the Moon for me."

Papa put the very long ladder on the mountain. Up and up and up he climbed.

Papa got to the moon. He said, "My daughter would like to play with you."

The moon said, "When I am just the right size you can take me with you."

The moon got smaller and smaller. Papa took it.

Papa said to Monica, "Here, I have the moon for you."

Monica jumped and danced with the moon.




The moon kept getting smaller and smaller and smaller, and finally it disappeared.

Then one night, Monica saw the moon again.

World Language-STEM MODULE COVERSHEET

The Moon Seems to Change / Phases of the Moon








Worksheet 5a – Student Self Check

Questions/Answers	 <i>I Can Do this</i>	 <i>I Can Do This With Help</i>	 <i>Not Yet</i>
1. Do you know how many 7-day weeks it takes for the moon phases to make an entire cycle, from the first full moon to the second full moon?			
2. Do you know on which day the first Full Moon appears on your calendar, and on which day it changes into a new Moon?			
3. Do you know on which day the first quarter Moon appears on your calendar?			
4. Do you know on which day the last quarter Moon appears on your calendar?			
5. Can you name and label the Moon phases correctly on your Moon phases calendar?			

World Language-STEM MODULE COVERSHEET

The Moon Seems to Change / Phases of the Moon

Worksheet 5b What Did I Learn?

Interpretive & Presentational Task Rubric	 <i>I Can Do this</i>	 <i>I Can Do This With Help</i>	 <i>Not Yet</i>
<i>I can name and describe four phases of the moon</i>			
			
			
			
			

World Language-STEM MODULE COVERSHEET

The Moon Seems to Change / Phases of the Moon

Module Name/Theme in TL

Worksheet 5c Student's Interview

<i>Interview Questions</i>	<i>Interviewer's Name</i>	<i>Interviewee's Name</i>
<i>What is the best part of your journal?</i>		
<i>What are you proud of?</i>		
<i>What will you show your family?</i>		
<i>How many times did you watch the moon?</i>		