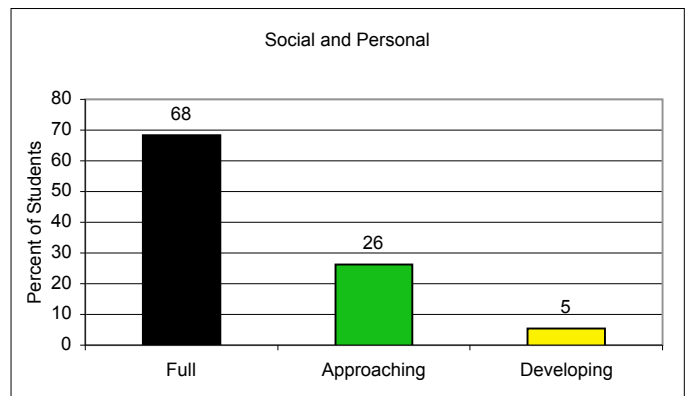
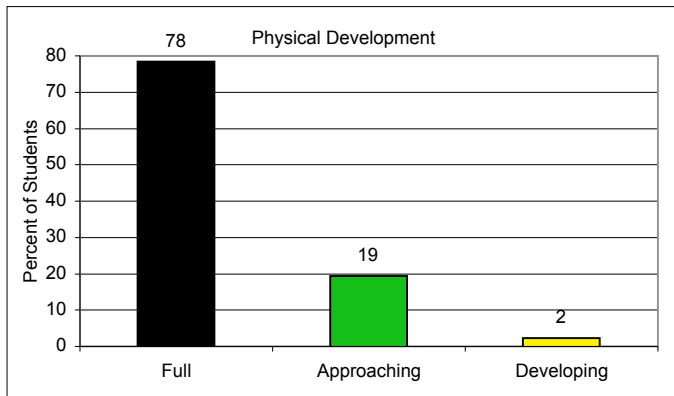
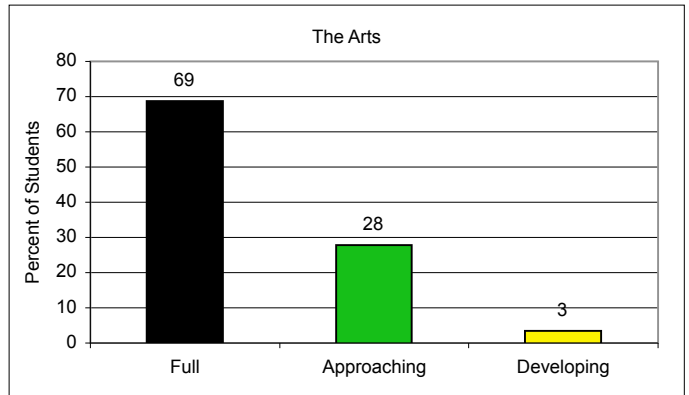
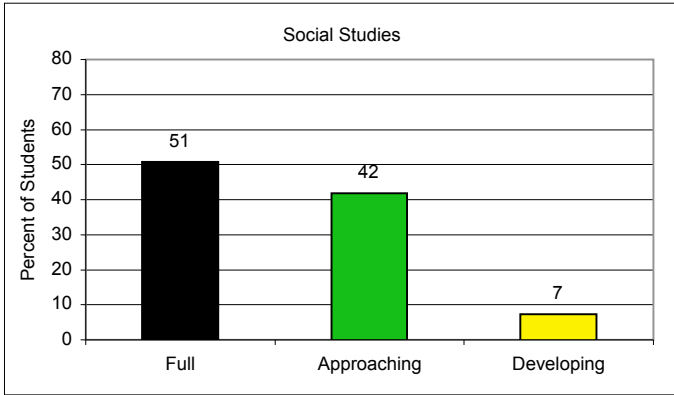
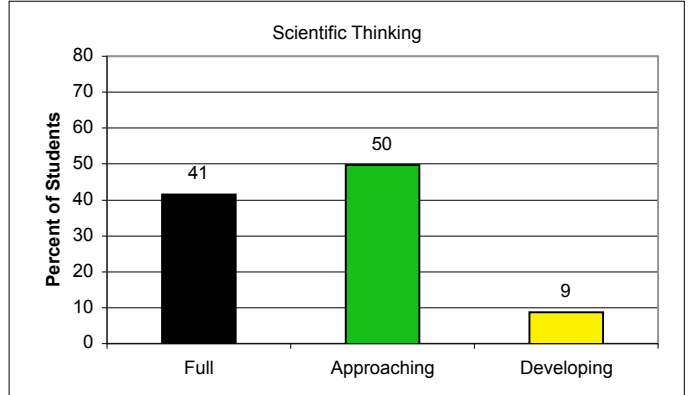
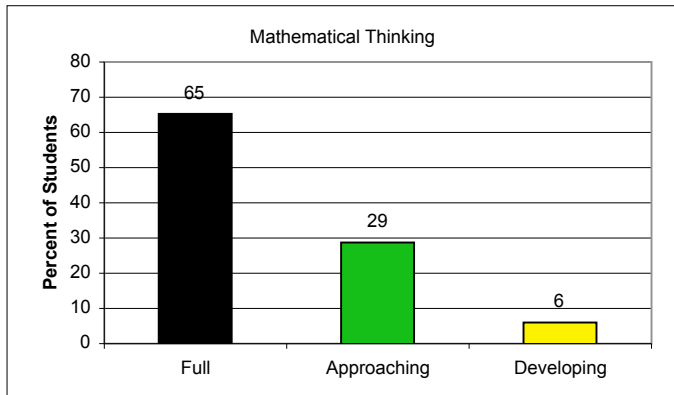
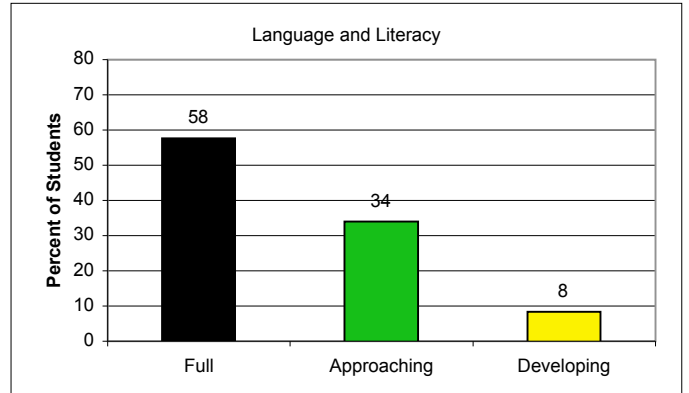
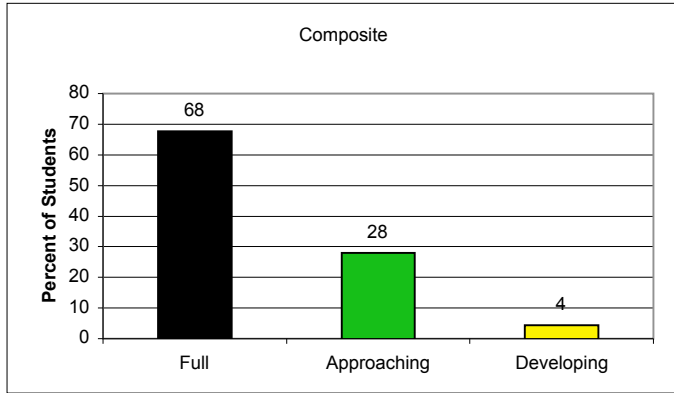


Montgomery County - Percentage of Kindergarten Students



Montgomery County - Percentage of Kindergarten Students

	Social and Personal			Language and Literacy			Mathematical Thinking			Scientific Thinking			Social Studies			The Arts			Physical Development			Composite		
	Full	Approaching	Developing	Full	Approaching	Developing	Full	Approaching	Developing	Full	Approaching	Developing	Full	Approaching	Developing	Full	Approaching	Developing	Full	Approaching	Developing	Full	Approaching	Developing
Race/Ethnicity																								
American Indian/Alaskan Native	74	17	9	62	29	9	71	18	12	42	45	12	46	49	6	71	26	3	74	23	3	69	22	9
Asian/Pacific Islander	73	23	4	63	31	7	71	25	4	43	50	7	51	42	7	68	29	3	82	17	2	72	25	3
African American	58	34	8	51	39	9	59	34	7	34	56	9	45	46	8	67	30	4	74	23	3	61	34	5
White	76	20	4	72	25	4	77	20	3	55	41	4	63	34	3	76	22	2	83	15	2	79	19	2
Hispanic	63	31	6	38	46	15	49	41	10	26	59	15	37	51	12	60	35	4	75	24	2	53	40	7
Gender																								
Male	61	32	7	55	36	9	64	30	6	41	49	9	49	43	8	61	34	5	73	24	3	63	32	5
Female	78	20	3	63	31	6	68	27	5	43	50	7	54	40	5	78	20	1	85	14	1	74	23	2
Prior Care																								
Child Care Center	64	30	6	62	32	5	69	27	3	43	52	5	52	44	4	69	28	2	79	19	2	69	28	3
Family Child Care	66	28	6	52	40	8	62	33	5	44	49	7	52	40	8	66	31	3	76	21	3	63	33	3
Head Start	62	31	7	45	45	10	55	37	7	32	59	9	42	48	10	64	33	3	77	21	2	59	36	5
Home / Informal Care	63	30	7	41	42	17	50	38	12	31	55	15	39	49	13	64	32	4	72	24	3	55	37	8
Non-public Nursery	82	16	2	79	19	2	83	16	2	58	40	3	68	31	1	80	19	2	86	13	1	85	14	1
Pre-Kindergarten	68	27	5	58	35	7	66	29	5	41	50	9	51	42	7	68	28	3	79	19	2	68	28	4
Special Education																								
Yes	48	34	17	35	43	22	45	38	17	27	50	23	35	42	24	50	39	11	52	39	9	45	40	15
No	71	25	4	60	33	7	68	28	4	43	50	7	53	41	5	71	27	2	81	17	1	70	27	3
Limited English Proficiency																								
Yes	60	34	6	33	51	17	46	44	10	24	60	16	33	54	14	58	38	4	73	25	2	50	43	7
No	72	23	5	68	27	5	74	23	4	49	46	5	59	37	4	74	24	3	81	17	2	76	22	3
Free and Reduced Price Meals																								
Yes	59	34	7	38	48	14	50	41	9	28	59	13	37	51	11	60	35	4	73	25	2	53	40	6
No	73	23	4	66	28	6	73	24	4	48	46	6	57	38	5	73	24	3	82	17	2	74	23	3
Aggregated Data	68	26	5	58	34	8	65	29	6	41	50	9	51	42	7	69	28	3	78	19	2	68	28	4
* = fewer than 5	May not total 100% due to rounding.																							

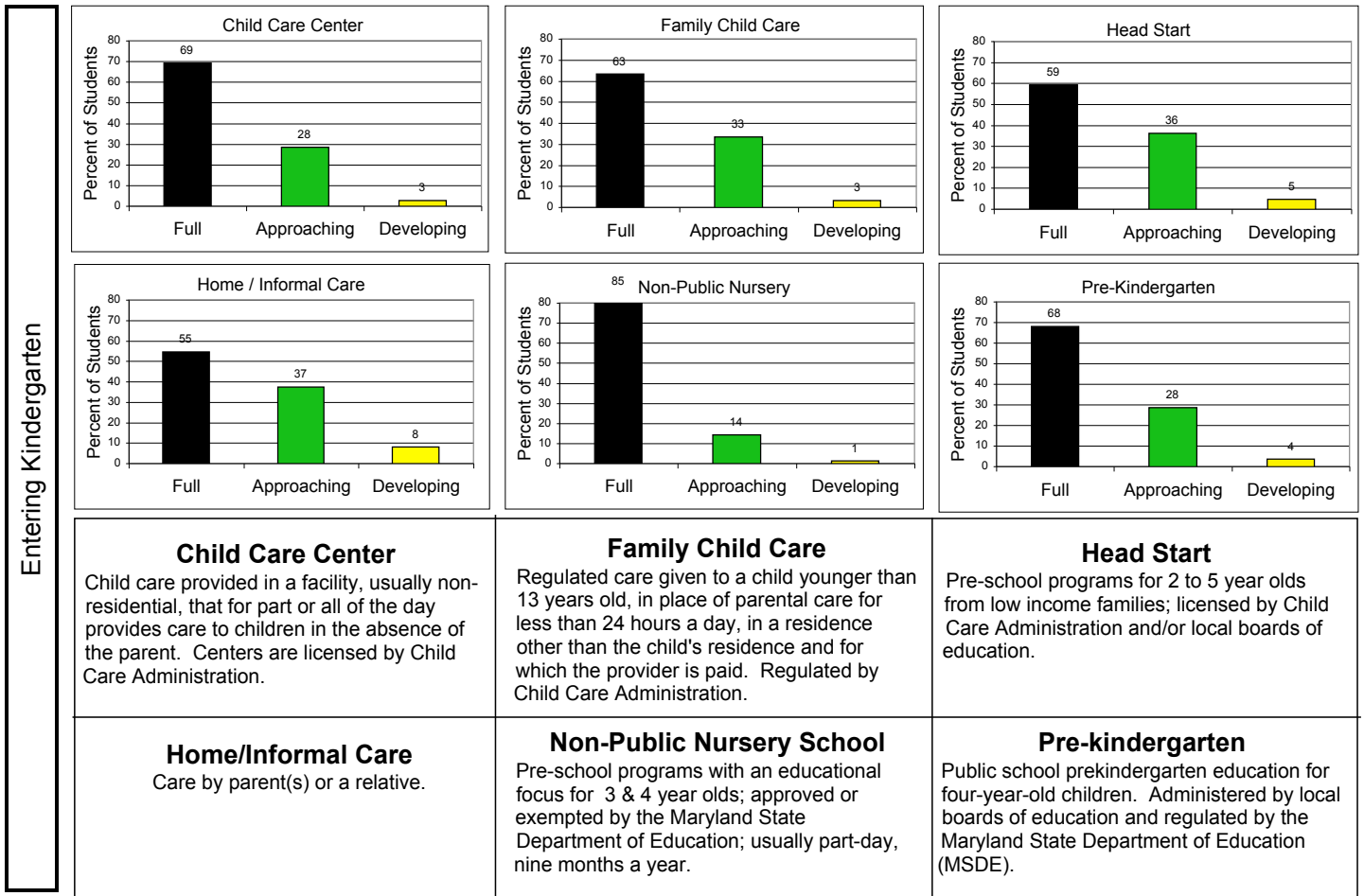
Montgomery County - Number of Kindergarten Students

	Social and Personal			Language and Literacy			Mathematical Thinking			Scientific Thinking			Social Studies			The Arts			Physical Development			Composite		
	Full	Approaching	Developing	Full	Approaching	Developing	Full	Approaching	Developing	Full	Approaching	Developing	Full	Approaching	Developing	Full	Approaching	Developing	Full	Approaching	Developing	Full	Approaching	Developing
Race/Ethnicity																								
American Indian/Alaskan Native	26	6	3	21	10	3	24	6	4	14	15	4	16	17	2	25	9	1	26	8	1	22	7	3
Asian/Pacific Islander	941	299	55	801	391	85	927	333	49	547	640	95	659	538	91	892	375	36	1,073	219	20	862	300	38
African American	1,003	587	133	877	677	161	1,035	598	121	592	971	164	780	799	144	1,166	515	62	1,305	403	52	967	537	75
White	2,665	719	132	2,479	856	128	2,754	715	92	1,903	1,444	143	2,204	1,175	107	2,672	767	80	2,933	549	65	2,546	619	65
Hispanic	1,186	586	105	716	864	281	925	778	198	493	1,099	278	687	954	226	1,142	666	80	1,426	451	31	917	697	115
Gender																								
Male	2,613	1,378	322	2,320	1,532	400	2,788	1,311	261	1,772	2,118	394	2,104	1,831	349	2,642	1,489	201	3,185	1,048	127	2,503	1,276	204
Female	3,212	820	108	2,575	1,272	258	2,880	1,122	204	1,779	2,054	292	2,244	1,655	223	3,258	847	58	3,583	584	42	2,814	887	93
Prior Care																								
Child Care Center	715	340	66	688	358	58	786	309	38	477	571	60	578	487	46	779	315	28	893	216	20	715	294	26
Family Child Care	174	75	15	138	105	21	169	89	14	117	130	20	138	105	21	179	83	8	206	57	8	155	82	8
Head Start	398	196	43	284	282	65	358	242	47	202	374	59	267	305	63	412	213	17	501	134	16	345	210	27
Home / Informal Care	846	401	95	544	554	222	670	513	165	405	724	193	511	640	167	863	426	59	980	327	45	670	458	98
Non-Public Nursery	1,303	253	38	1,241	305	33	1,345	259	25	921	630	41	1,088	490	23	1,279	301	28	1,400	207	17	1,243	209	19
Pre-Kindergarten	2,274	899	164	1,912	1,145	246	2,234	979	163	1,368	1,671	288	1,697	1,397	228	2,279	953	113	2,664	656	61	2,090	873	110
Special Education																								
Yes	306	219	110	217	270	137	292	243	111	172	322	145	221	265	150	320	252	68	337	251	60	263	237	86
No	5,518	1,980	320	4,677	2,533	523	5,374	2,190	356	3,378	3,850	543	4,125	3,222	424	5,578	2,084	193	6,431	1,380	110	5,053	1,926	213
Limited English Proficiency																								
Yes	1355	760	145	730	1128	371	1051	997	227	535	1358	352	726	1197	308	1310	850	99	1673	560	49	1033	905	148
No	4449	1428	279	4155	1654	282	4607	1419	228	3012	2795	320	3615	2276	247	4577	1467	155	5077	1055	118	4271	1240	143
Free and Reduced Price Meals																								
Yes	1,357	787	159	879	1,096	313	1,164	954	220	637	1,356	308	859	1,182	259	1,409	822	98	1,708	585	55	1,127	857	137
No	4,446	1,401	264	4,005	1,685	340	4,492	1,462	235	2,909	2,797	364	3,481	2,291	296	4,477	1,494	156	5,041	1,029	112	4,176	1,288	154
Aggregated Data	6,036	2,323	471	5,033	2,960	736	5,836	2,572	535	3,641	4,367	770	4,465	3,669	646	6,100	2,465	300	7,018	1,727	204	5,487	2,268	354

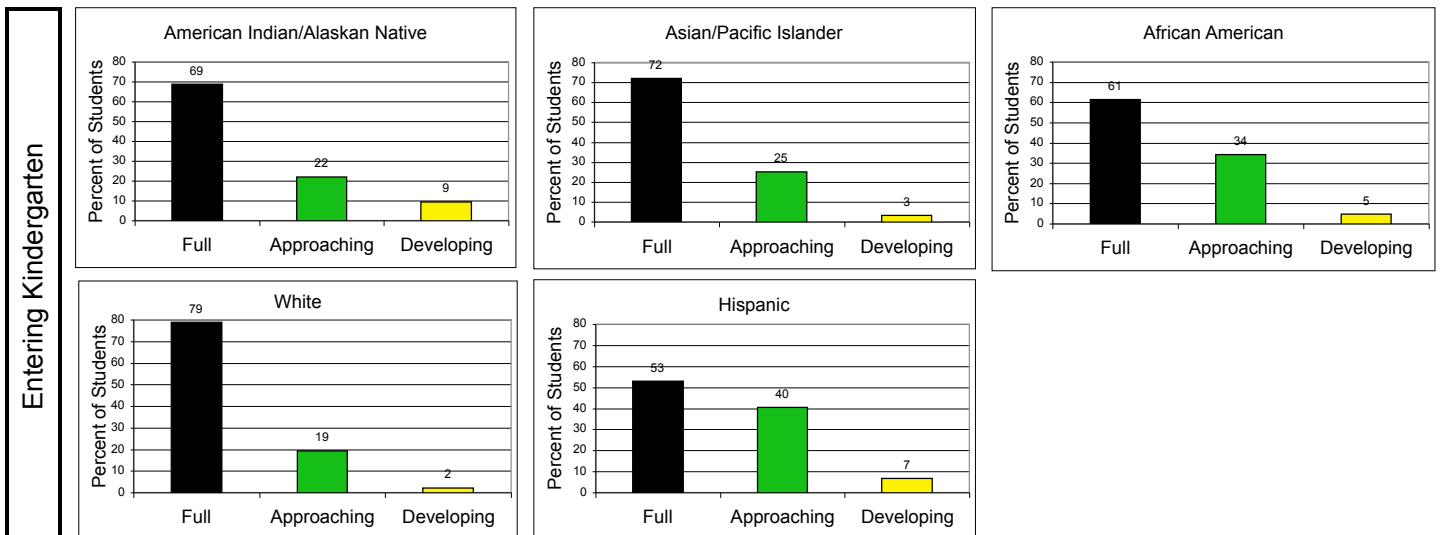
* = fewer than 5

Montgomery County 2006-2007

Disaggregated by Prior Care Composite Score



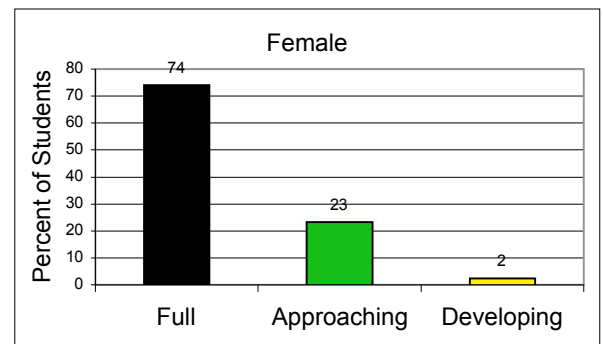
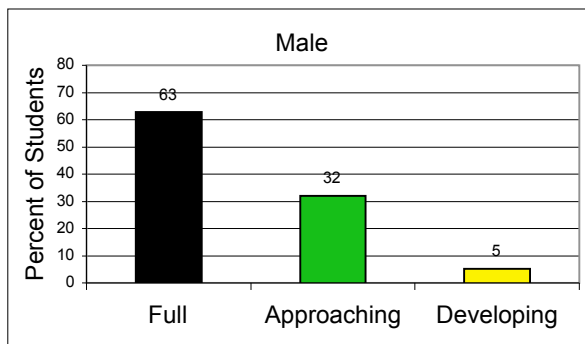
Disaggregated by Race / Ethnicity Composite Score



Montgomery County 2006-2007

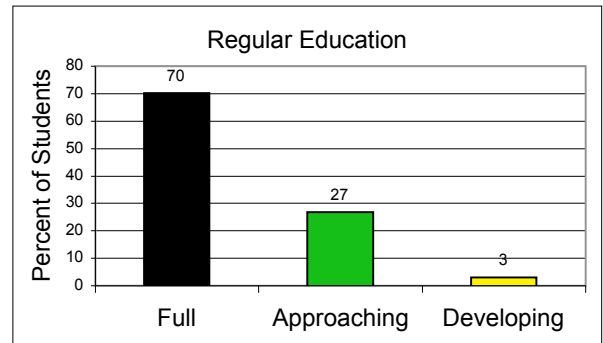
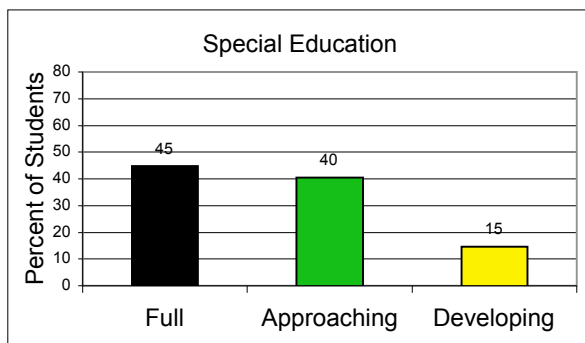
Disaggregated by Gender Composite Score

Entering Kindergarten



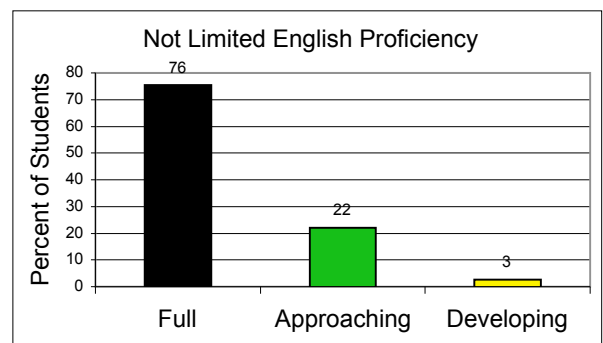
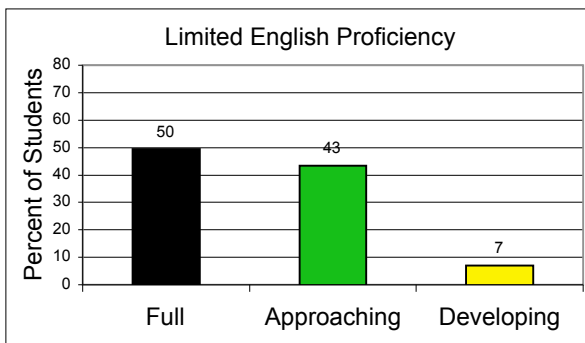
Disaggregated by Special Education Composite Score

Entering Kindergarten



Disaggregated by Limited English Proficiency Composite Score

Entering Kindergarten



Disaggregated by Free and Reduced Price Meals Composite Score

Entering Kindergarten

