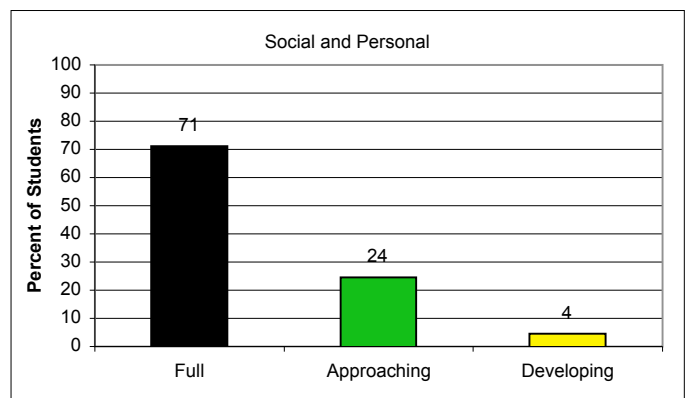
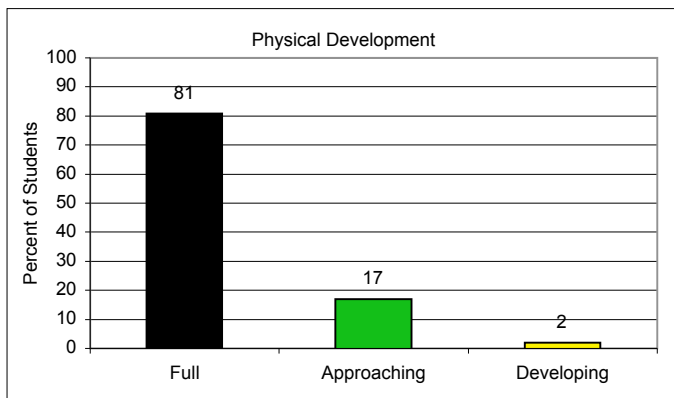
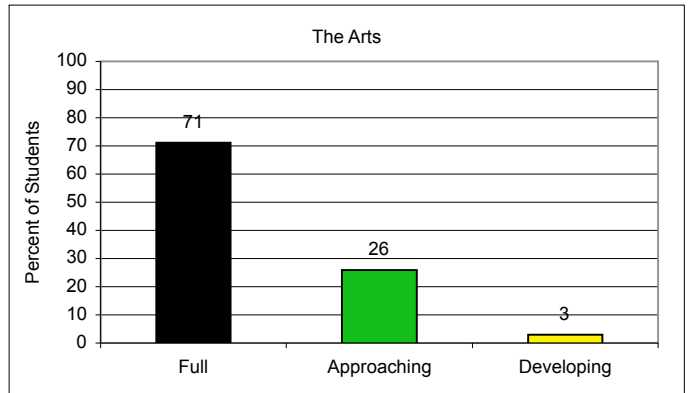
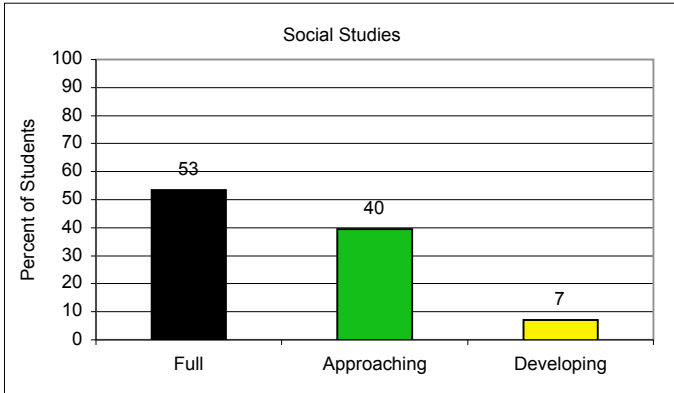
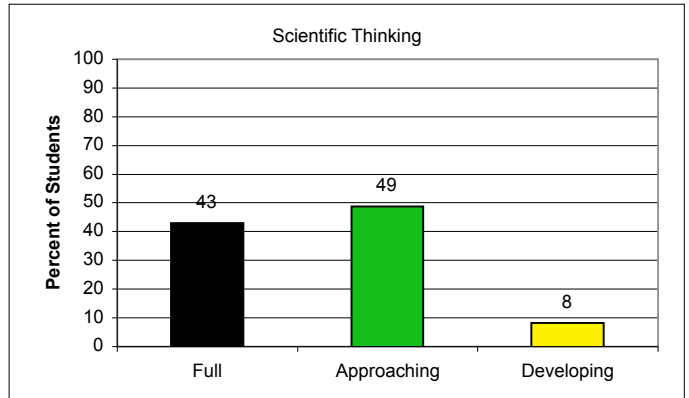
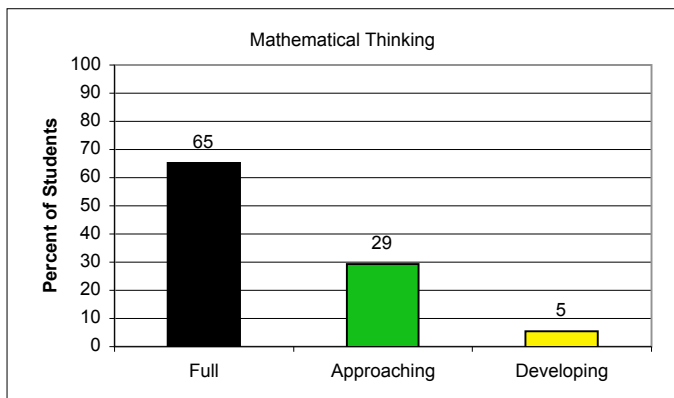
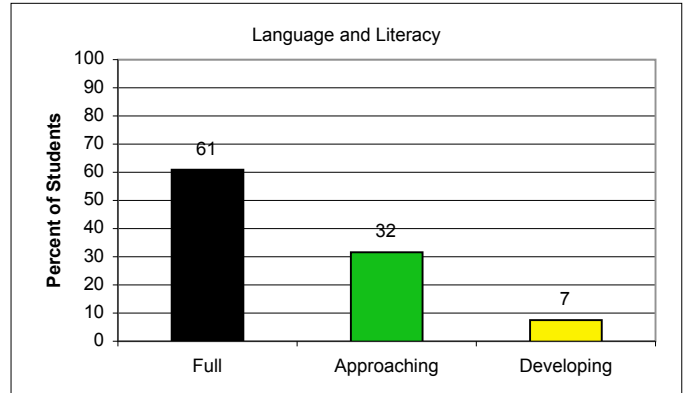
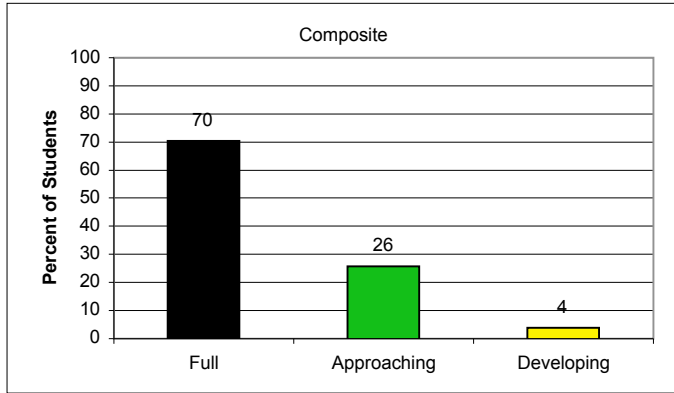


Montgomery County - Percentage of Kindergarten Students



Montgomery County - Percentage of Kindergarten Students

	Social and Personal			Language and Literacy			Mathematical Thinking			Scientific Thinking			Social Studies			The Arts			Physical Development			Composite		
	Full	Approaching	Developing	Full	Approaching	Developing	Full	Approaching	Developing	Full	Approaching	Developing	Full	Approaching	Developing	Full	Approaching	Developing	Full	Approaching	Developing	Full	Approaching	Developing
Race/Ethnicity																								
American Indian/Alaskan Native	63	33	4	71	18	11	71	21	7	57	32	11	57	32	11	79	18	4	79	18	4	70	22	7
Asian/Pacific Islander	77	19	4	69	25	5	72	24	4	43	50	7	56	38	6	72	25	3	85	13	1	76	21	4
African American	62	32	6	58	35	7	60	34	6	38	53	9	49	43	7	70	27	3	78	20	2	67	29	5
White	76	20	4	72	24	4	75	22	3	54	41	4	64	32	4	76	22	2	82	16	2	79	19	2
Hispanic	66	29	5	41	44	14	49	41	10	29	56	15	38	49	12	64	32	4	78	20	2	57	37	6
Gender																								
Male	62	31	6	57	33	9	63	30	6	42	49	9	51	41	8	63	33	4	76	21	3	65	30	5
Female	80	17	3	65	30	6	67	28	5	44	49	7	56	38	6	79	19	2	86	13	1	76	21	2
Prior Care																								
Child Care Center	69	27	4	69	27	4	72	25	3	47	48	5	61	35	4	75	24	1	84	15	1	76	22	2
Family Child Care	68	28	4	58	36	7	62	33	4	38	54	8	52	42	6	72	26	2	81	18	2	66	31	3
Head Start	64	30	6	50	41	9	59	35	6	34	56	10	44	47	9	68	28	4	81	17	2	64	31	5
Home / Informal Care	69	26	5	47	37	16	52	37	11	32	55	14	43	46	11	65	31	4	78	20	2	60	34	6
Non-public Nursery	81	17	2	75	23	2	77	21	2	55	42	3	65	33	3	76	22	2	84	15	1	81	17	1
Pre-Kindergarten	70	25	5	60	33	7	65	30	6	43	48	9	52	40	8	71	26	3	80	17	3	70	26	5
Special Education																								
Yes	46	36	18	35	42	23	42	38	19	26	46	28	32	42	26	48	40	12	51	35	14	43	38	20
No	73	23	3	63	31	6	67	29	4	44	49	7	55	39	5	73	25	2	83	16	1	73	25	3
Limited English Proficiency																								
Yes	65	30	5	41	45	15	49	42	9	27	58	15	36	51	13	62	33	4	78	20	2	55	39	6
No	74	22	4	69	26	4	72	24	4	50	45	6	61	35	4	75	23	2	82	16	2	77	20	3
Free and Reduced Price Meals																								
Yes	64	31	6	46	42	12	52	39	9	31	56	13	41	48	11	65	31	4	78	20	3	59	35	6
No	75	21	4	70	26	5	72	24	4	50	45	5	61	35	5	75	23	2	83	15	2	77	20	3
Aggregated Data	71	24	4	61	32	7	65	29	5	43	49	8	53	40	7	71	26	3	81	17	2	70	26	4

* = fewer than 5

May not total 100% due to rounding.

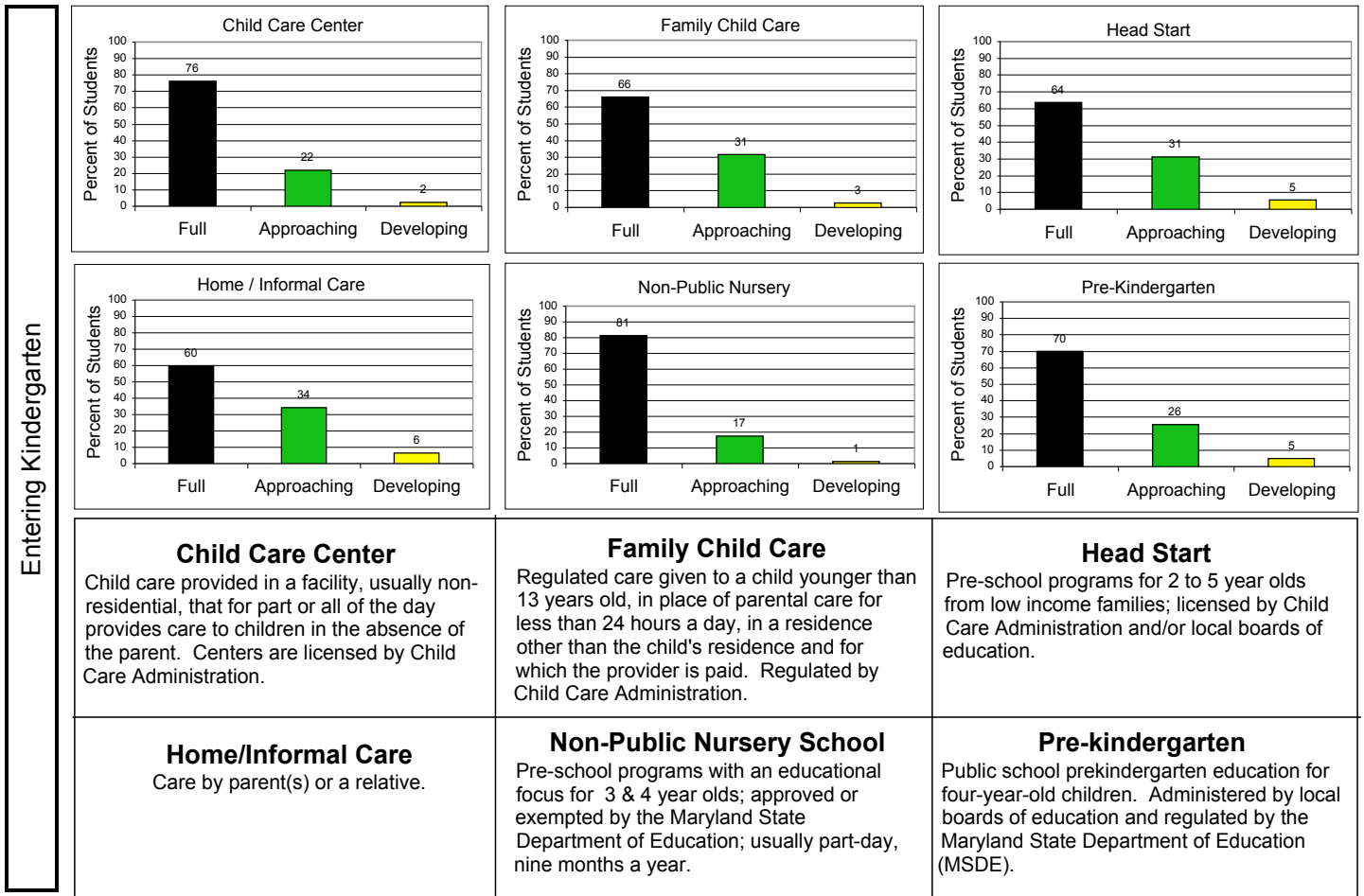
Montgomery County - Number of Kindergarten Students

	Social and Personal			Language and Literacy			Mathematical Thinking			Scientific Thinking			Social Studies			The Arts			Physical Development			Composite		
	Full	Approaching	Developing	Full	Approaching	Developing	Full	Approaching	Developing	Full	Approaching	Developing	Full	Approaching	Developing	Full	Approaching	Developing	Full	Approaching	Developing	Full	Approaching	Developing
Race/Ethnicity																								
American Indian/Alaskan Native	17	9	1	20	5	3	20	6	2	16	9	3	16	9	3	22	5	1	22	5	1	19	6	2
Asian/Pacific Islander	1,145	282	59	1,018	374	81	1,084	357	59	647	741	102	826	571	91	1,071	375	51	1,279	197	21	1,080	297	51
African American	1,163	591	111	1,082	651	134	1,136	632	114	706	1,000	170	926	812	137	1,312	512	53	1,470	368	46	1,209	526	82
White	2,737	731	126	2,571	875	145	2,720	790	107	1,955	1,487	161	2,299	1,159	136	2,757	788	72	2,984	562	71	2,747	654	82
Hispanic	1,514	649	114	934	1,004	325	1,121	949	225	659	1,286	334	875	1,118	282	1,459	739	94	1,788	452	56	1,247	818	134
Gender																								
Male	2,884	1,455	295	2,651	1,548	423	2,953	1,421	297	1,953	2,268	437	2,368	1,894	380	2,954	1,517	195	3,528	1,002	138	2,904	1,348	240
Female	3,692	807	116	2,974	1,361	265	3,128	1,313	210	2,030	2,255	333	2,574	1,775	269	3,667	902	76	4,015	582	57	3,398	953	111
Prior Care																								
Child Care Center	897	359	51	900	357	47	952	329	37	623	627	63	790	461	54	981	313	17	1,102	197	17	963	277	29
Family Child Care	249	102	13	208	128	24	227	121	16	139	195	29	187	153	23	262	94	9	294	64	6	233	111	9
Head Start	429	204	38	337	273	61	402	236	41	230	378	67	296	316	61	461	190	25	548	117	14	411	202	34
Home / Informal Care	1,093	416	77	739	588	246	827	595	171	500	864	217	678	722	181	1,035	493	64	1,236	320	35	914	525	95
Non-Public Nursery	1,344	278	40	1,246	376	35	1,281	358	35	915	695	50	1,075	549	42	1,276	368	30	1,410	248	16	1,311	280	21
Pre-Kindergarten	2,465	861	186	2,113	1,142	255	2,299	1,052	196	1,510	1,701	326	1,840	1,411	273	2,501	924	121	2,830	616	104	2,373	866	157
Special Education																								
Yes	317	251	122	241	288	159	296	268	133	182	319	195	222	290	178	333	275	84	356	244	96	285	250	131
No	6,259	2,011	289	5,384	2,622	528	5,786	2,466	373	3,801	4,204	575	4,720	3,379	471	6,288	2,144	186	7,187	1,341	98	6,017	2,051	219
Limited English Proficiency																								
Yes	1765	818	149	1107	1209	400	1348	1146	260	738	1593	406	993	1384	360	1715	919	119	2148	543	64	1447	1028	166
No	4807	1442	262	4515	1697	288	4728	1587	247	3243	2926	364	3946	2283	288	4903	1497	152	5390	1040	131	4850	1272	185
Free and Reduced Price Meals																								
Yes	2,105	1,013	194	1,505	1,385	412	1,742	1,299	293	1,024	1,853	449	1,347	1,590	380	2,166	1,031	136	2,588	662	89	1,896	1,129	197
No	4,467	1,247	217	4,117	1,521	276	4,334	1,434	214	2,957	2,666	321	3,592	2,077	268	4,452	1,385	135	4,950	921	106	4,401	1,171	154
Aggregated Data	6,583	2,264	412	5,632	2,911	689	6,088	2,737	507	3,988	4,525	772	4,949	3,670	651	6,629	2,420	271	7,551	1,586	195	6,309	2,302	351

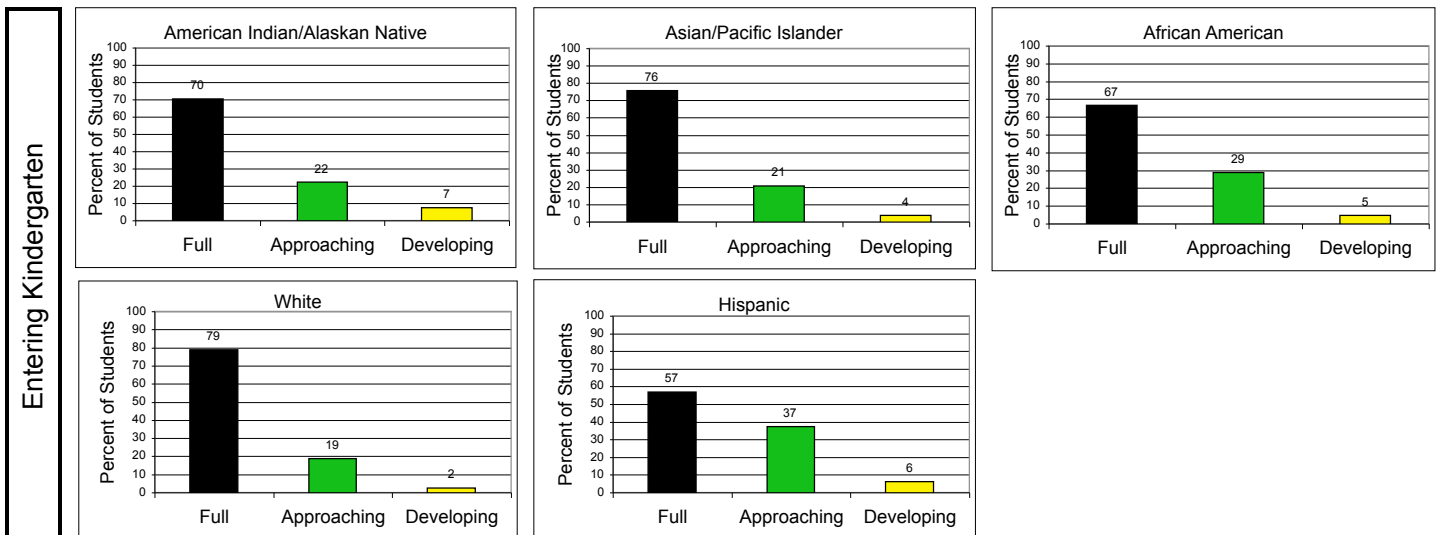
* = fewer than 5

Montgomery County 2007-2008

Disaggregated by Prior Care Composite Score



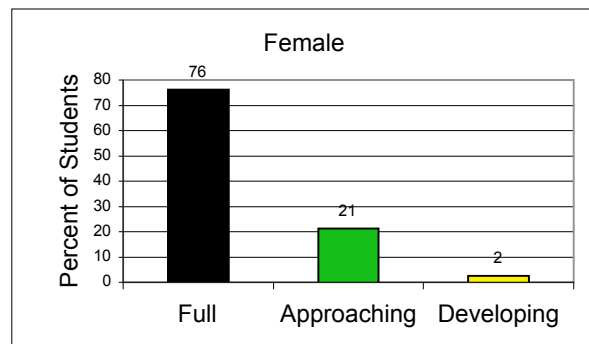
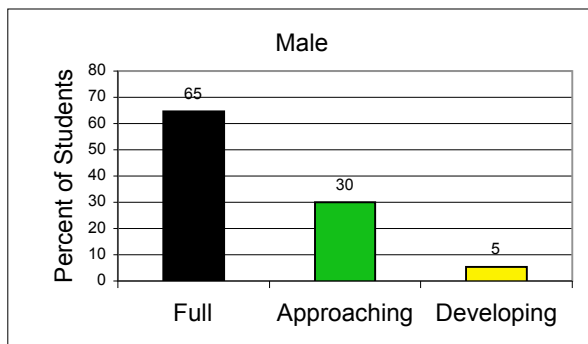
Disaggregated by Race / Ethnicity Composite Score



Montgomery County 2007-2008

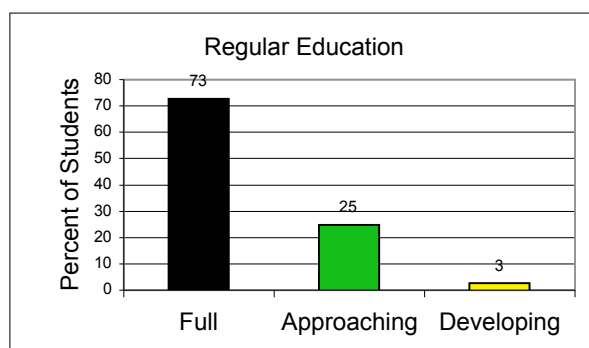
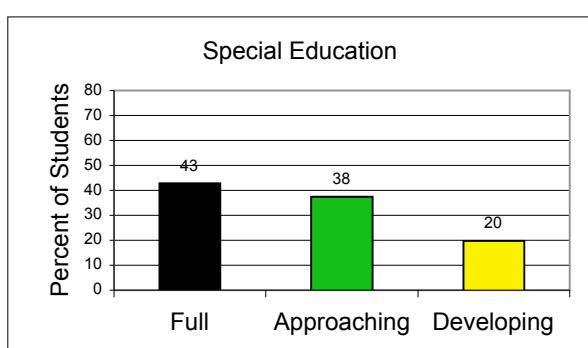
Disaggregated by Gender Composite Score

Entering Kindergarten




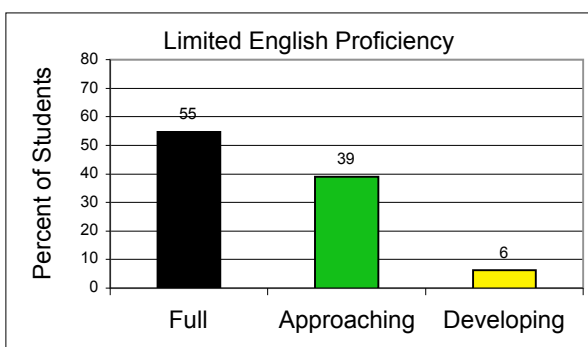
Disaggregated by Special Education Composite Score

Entering Kindergarten



Disaggregated by Limited English Proficiency Composite Score

Entering Kindergarten



Disaggregated by Free and Reduced Price Meals Composite Score

Entering Kindergarten

