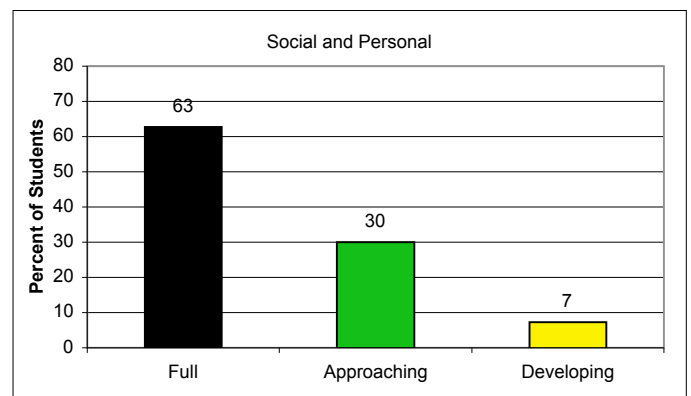
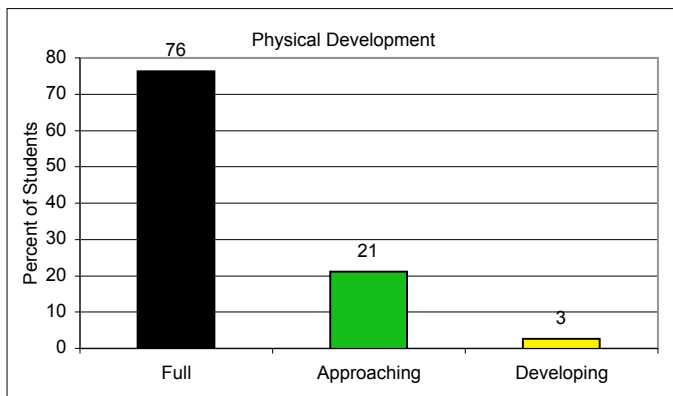
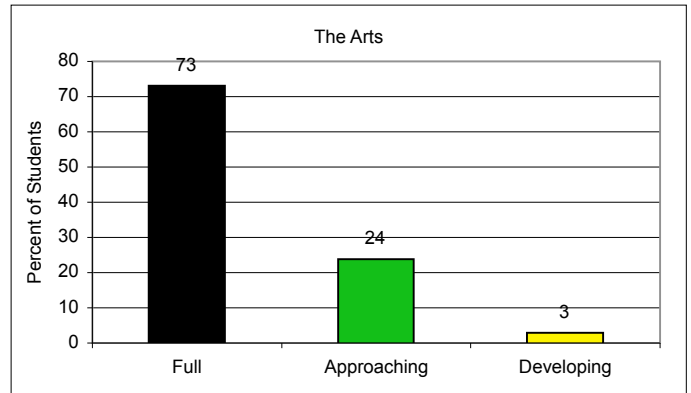
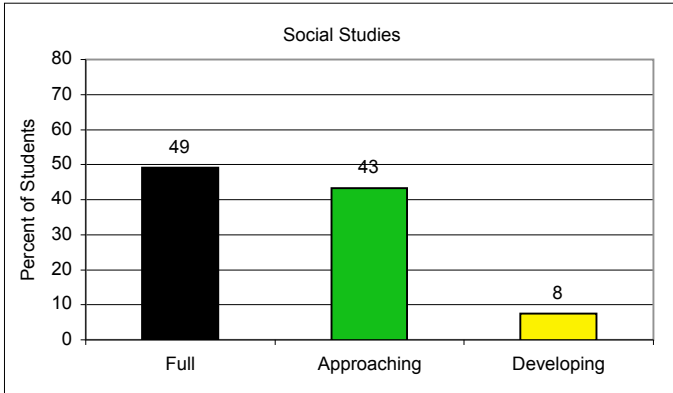
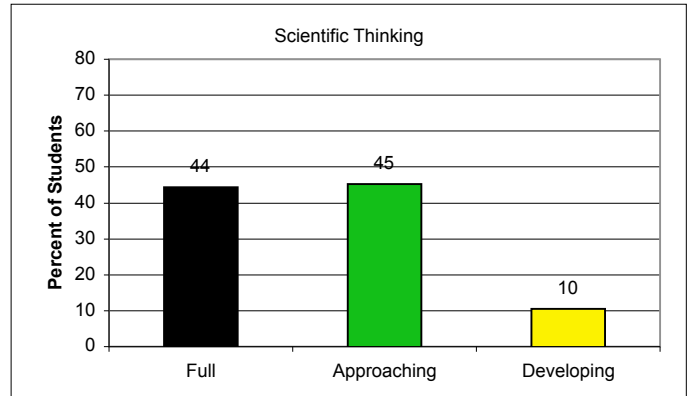
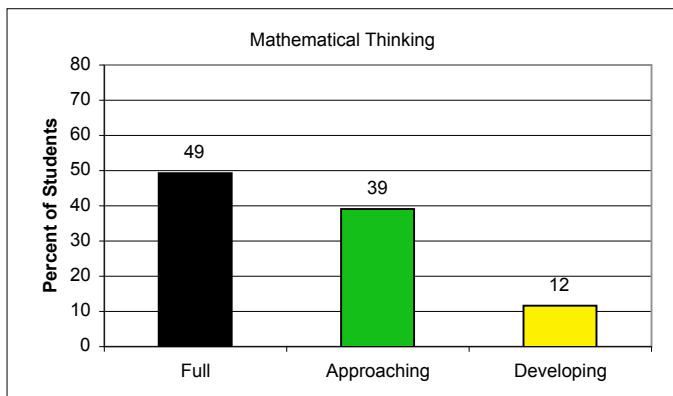
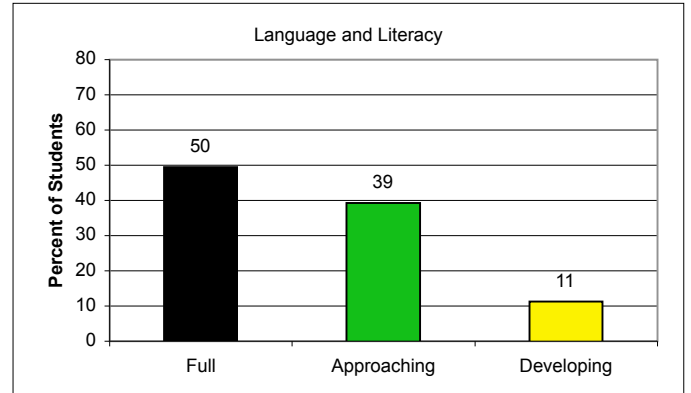
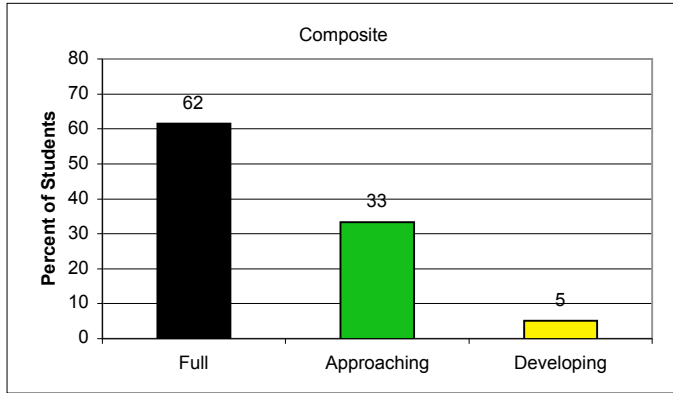


Prince Georges County - Percentage of Kindergarten Students



Prince Georges County - Percentage of Kindergarten Students

	Social and Personal			Language and Literacy			Mathematical Thinking			Scientific Thinking			Social Studies			The Arts			Physical Development			Composite		
	Full	Approaching	Developing	Full	Approaching	Developing	Full	Approaching	Developing	Full	Approaching	Developing	Full	Approaching	Developing	Full	Approaching	Developing	Full	Approaching	Developing	Full	Approaching	Developing
Race/Ethnicity																								
American Indian/Alaskan Native	61	33	6	52	33	15	64	24	12	39	45	15	55	39	6	82	15	3	76	21	3	73	21	6
Asian/Pacific Islander	74	21	5	53	37	10	55	35	10	49	42	9	53	40	7	73	22	4	78	21	1	69	27	4
African American	61	31	8	53	38	9	52	39	9	45	46	9	51	44	6	74	23	3	76	21	3	64	32	4
White	67	27	6	60	33	7	59	34	7	51	42	6	58	38	5	76	20	4	72	26	3	69	27	4
Hispanic	64	29	7	38	44	19	39	42	19	40	45	15	43	44	13	70	27	4	77	21	3	54	39	7
Gender																								
Male	54	35	11	44	42	14	47	41	13	42	45	12	46	45	9	68	28	4	71	25	4	56	37	7
Female	72	24	4	55	36	9	52	38	10	47	45	8	52	42	6	79	19	2	82	17	1	68	29	3
Prior Care																								
Child Care Center	61	30	9	55	36	9	54	37	9	47	44	9	53	41	6	74	22	3	76	21	3	66	29	5
Family Child Care	56	38	7	35	47	18	36	45	18	38	51	12	42	47	11	64	32	3	71	27	2	49	44	7
Head Start	64	31	5	56	38	6	54	39	7	48	47	5	54	43	3	76	22	2	79	20	1	66	32	2
Home / Informal Care	57	33	10	30	46	24	32	43	25	32	49	19	34	50	16	69	26	5	70	26	5	46	44	10
Non-public Nursery	71	25	4	66	30	4	66	31	4	55	42	3	61	37	2	81	17	2	79	20	1	75	24	1
Pre-Kindergarten	67	27	6	57	36	6	56	37	7	50	43	8	55	41	5	76	22	2	80	18	2	68	29	3
Special Education																								
Yes	41	40	19	26	49	26	29	44	27	25	44	31	27	47	26	54	33	13	55	32	13	34	47	19
No	64	29	6	51	39	10	51	39	10	46	45	9	51	43	6	75	23	2	78	20	2	64	32	4
Limited English Proficiency																								
Yes	63	30	7	35	44	21	37	43	20	39	44	17	42	44	14	68	28	4	76	22	2	52	40	8
No	63	30	7	54	38	9	53	38	9	46	45	9	51	43	6	75	23	3	76	21	3	64	31	4
Free and Reduced Price Meals																								
Yes	61	31	8	45	41	14	45	41	14	42	46	13	47	44	9	71	26	3	76	21	3	58	36	6
No	65	29	7	55	37	8	54	37	8	47	45	8	52	42	6	76	21	3	77	21	2	66	30	4
Aggregated Data	63	30	7	50	39	11	49	39	12	44	45	10	49	43	8	73	24	3	76	21	3	62	33	5
* = fewer than 5	May not total 100% due to rounding.																							

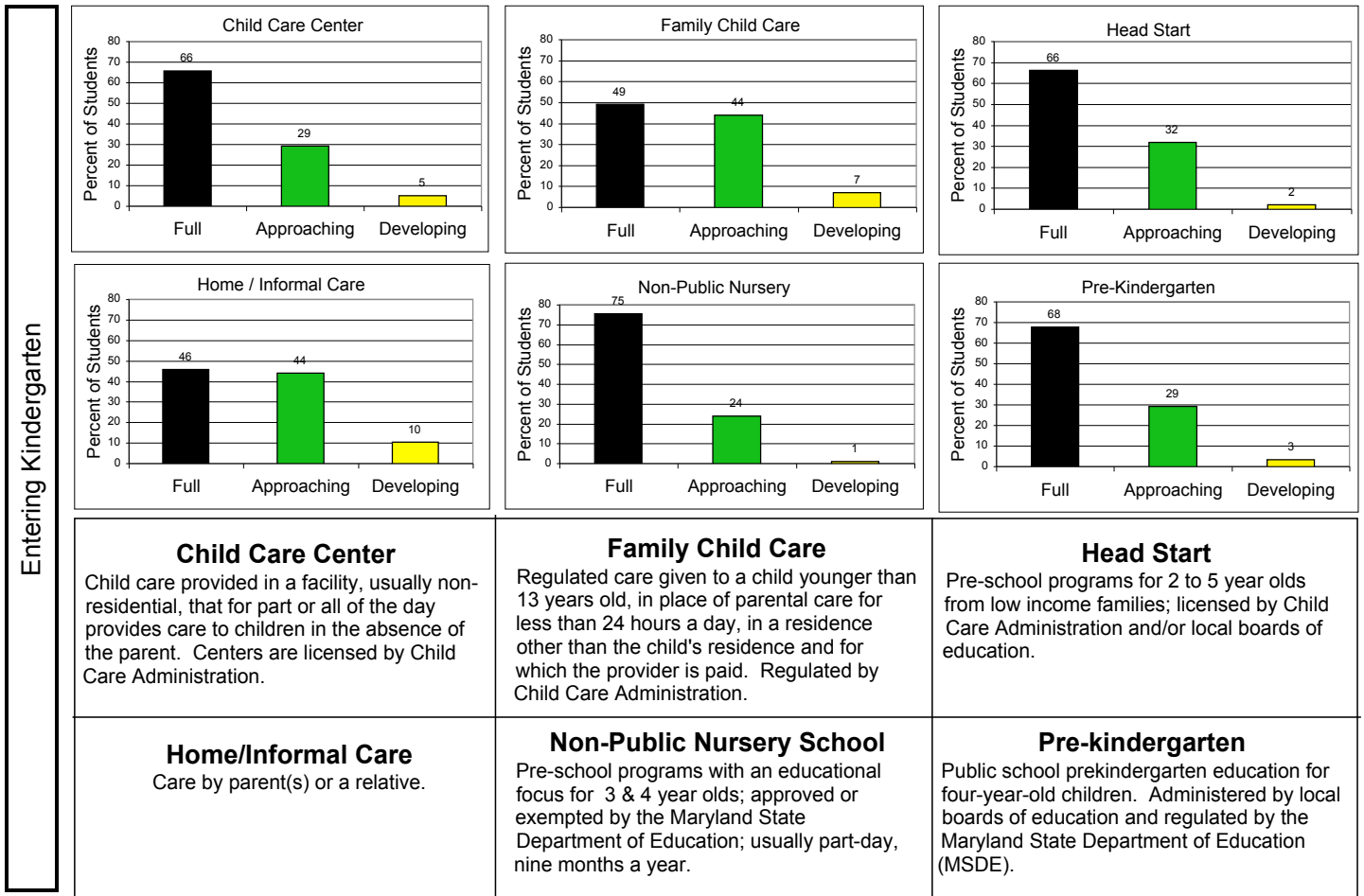
Prince Georges County - Number of Kindergarten Students

	Social and Personal			Language and Literacy			Mathematical Thinking			Scientific Thinking			Social Studies			The Arts			Physical Development			Composite		
	Full	Approaching	Developing	Full	Approaching	Developing	Full	Approaching	Developing	Full	Approaching	Developing	Full	Approaching	Developing	Full	Approaching	Developing	Full	Approaching	Developing	Full	Approaching	Developing
Race/Ethnicity																								
American Indian/Alaskan Native	20	11	2	17	11	5	21	8	4	13	15	5	18	13	2	27	5	1	25	7	1	24	7	2
Asian/Pacific Islander	196	55	14	139	98	26	146	93	26	131	111	23	138	105	19	194	59	11	206	55	3	179	69	11
African American	3,415	1,716	429	2,954	2,111	473	2,906	2,143	507	2,524	2,540	487	2,819	2,431	312	4,128	1,280	146	4,245	1,177	142	3,499	1,749	238
White	290	119	27	259	144	31	256	149	30	225	184	28	252	164	21	332	88	16	313	112	12	295	116	19
Hispanic	1,444	659	156	844	975	421	890	950	421	893	1,007	348	973	995	291	1,573	605	81	1,728	464	61	1,188	865	162
Gender																								
Male	2,360	1,546	463	1,923	1,832	587	2,030	1,768	567	1,833	1,982	542	2,006	1,957	406	2,960	1,228	175	3,105	1,104	157	2,402	1,606	293
Female	3,005	1,014	165	2,290	1,507	369	2,189	1,575	421	1,953	1,875	349	2,194	1,751	239	3,294	809	80	3,412	711	62	2,783	1,200	139
Prior Care																								
Child Care Center	757	369	110	678	440	115	666	463	110	586	543	107	655	508	77	919	278	40	938	262	40	800	356	62
Family Child Care	422	286	52	262	356	139	277	343	139	286	384	90	316	358	83	487	246	26	539	205	15	370	331	52
Head Start	247	120	21	217	148	23	210	152	26	186	181	20	211	166	12	296	87	6	307	76	5	253	122	8
Home / Informal Care	934	541	159	484	738	391	514	708	409	520	792	317	563	813	258	1,132	417	83	1,140	418	75	733	701	164
Non-Public Nursery	426	148	24	394	180	23	393	184	22	331	250	18	365	223	11	486	103	9	473	121	5	449	141	5
Pre-Kindergarten	2,313	943	208	1,981	1,252	217	1,947	1,284	233	1,712	1,474	271	1,889	1,416	158	2,615	772	73	2,774	629	58	2,316	997	110
Special Education																								
Yes	239	231	111	148	281	150	170	253	157	145	252	182	157	275	148	313	189	78	318	187	75	197	269	107
No	5,124	2,327	517	4,063	3,057	805	4,047	3,089	830	3,639	3,603	709	4,041	3,431	497	5,938	1,847	177	6,197	1,626	144	4,986	2,535	325
Limited English Proficiency																								
Yes	1183	556	135	651	822	389	698	806	371	728	825	314	788	825	261	1277	531	68	1415	414	41	956	741	146
No	4182	2004	493	3562	2517	567	3521	2537	617	3058	3032	577	3412	2883	384	4977	1506	187	5102	1401	178	4229	2065	286
Free and Reduced Price Meals																								
Yes	2,851	1,456	373	2,103	1,919	631	2,114	1,906	660	1,959	2,124	584	2,187	2,075	418	3,323	1,206	147	3,554	994	131	2,658	1,676	277
No	2,514	1,104	255	2,110	1,420	325	2,105	1,437	328	1,827	1,733	307	2,013	1,633	227	2,931	831	108	2,963	821	88	2,527	1,130	155
Aggregated Data	5,365	2,560	628	4,213	3,339	956	4,219	3,343	988	3,786	3,857	891	4,200	3,708	645	6,254	2,037	255	6,517	1,815	219	5,185	2,806	432

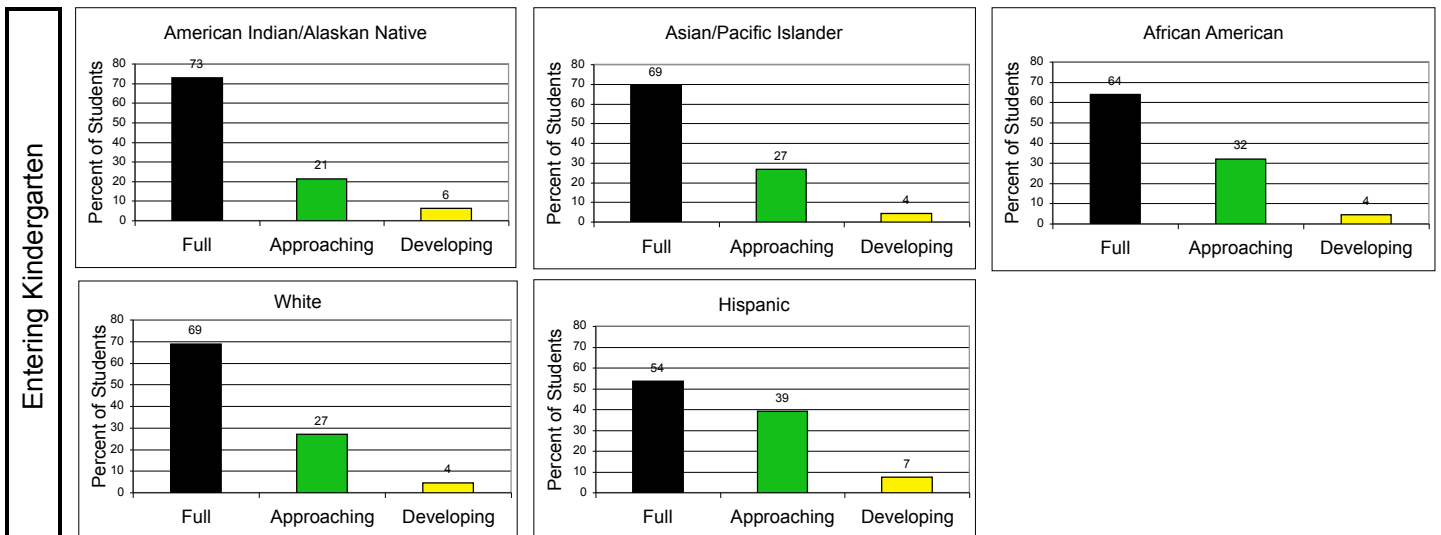
* = fewer than 5

Prince Georges County 2007-2008

Disaggregated by Prior Care Composite Score



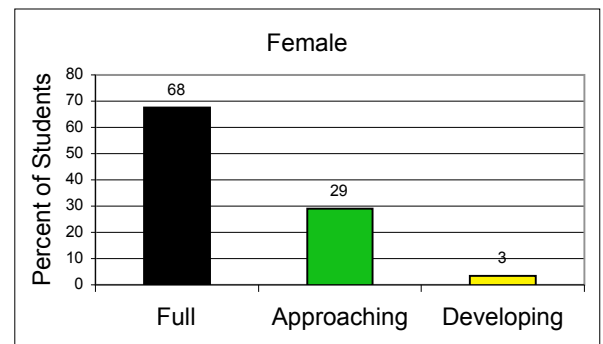
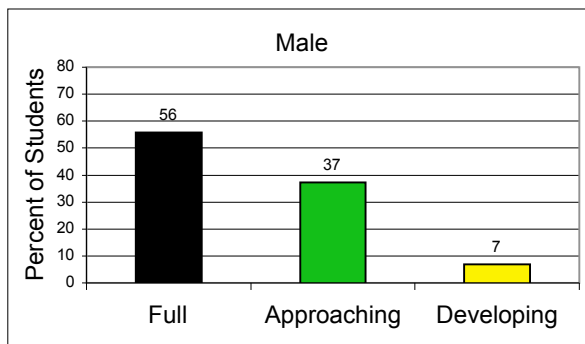
Disaggregated by Race / Ethnicity Composite Score



Prince Georges County 2007-2008

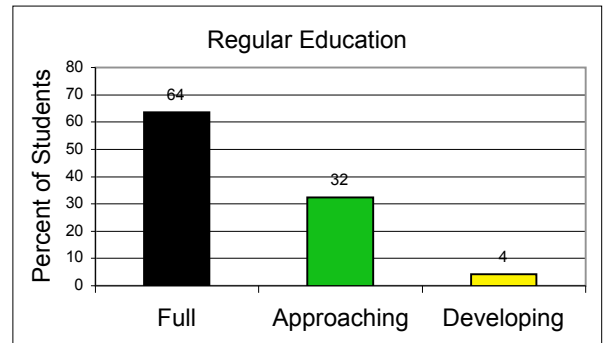
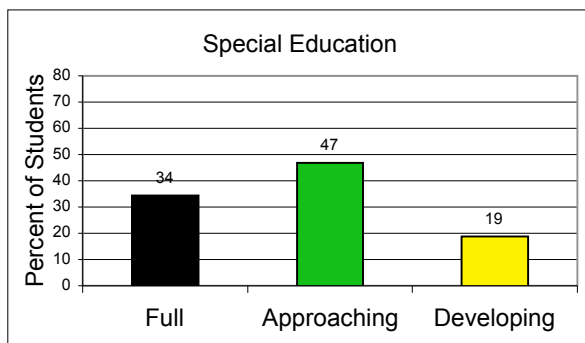
Disaggregated by Gender Composite Score

Entering Kindergarten




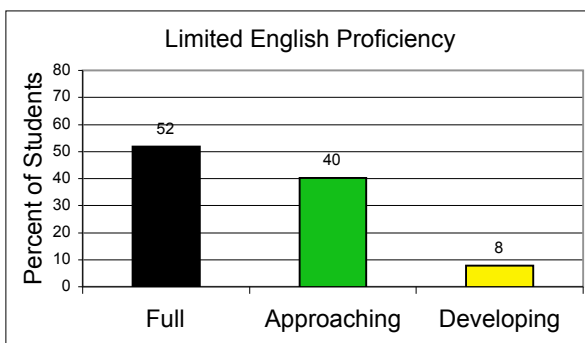
Disaggregated by Special Education Composite Score

Entering Kindergarten



Disaggregated by Limited English Proficiency Composite Score

Entering Kindergarten



Disaggregated by Free and Reduced Price Meals Composite Score

Entering Kindergarten

