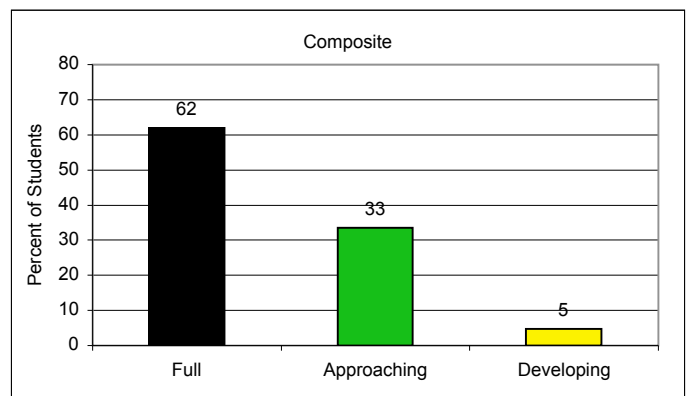
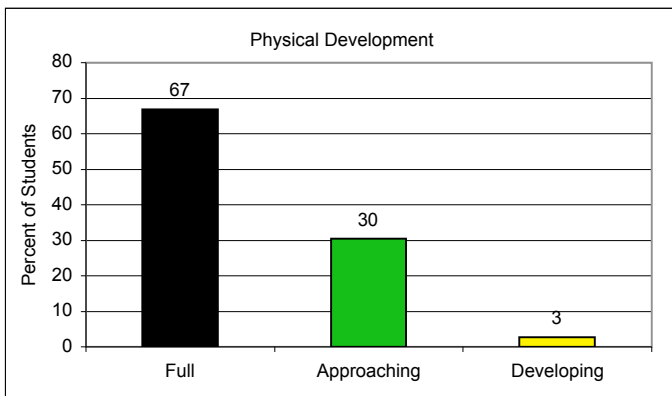
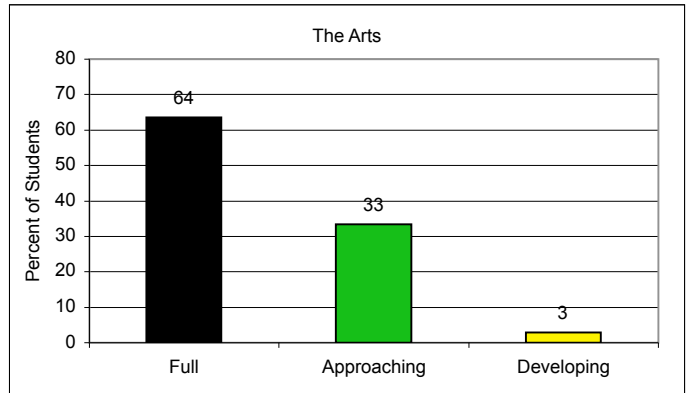
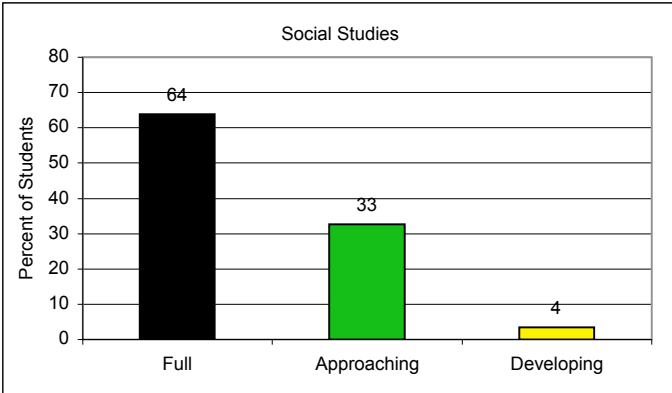
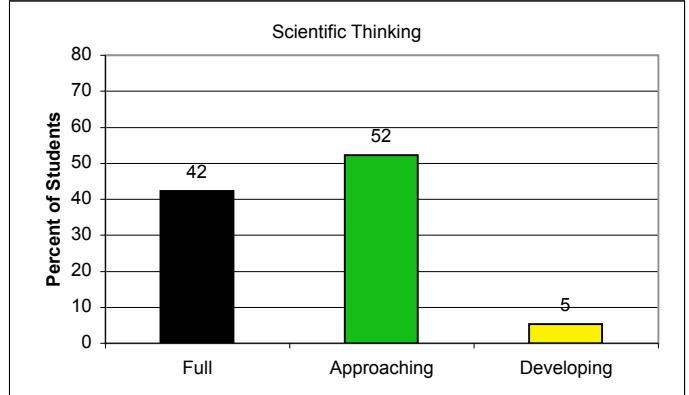
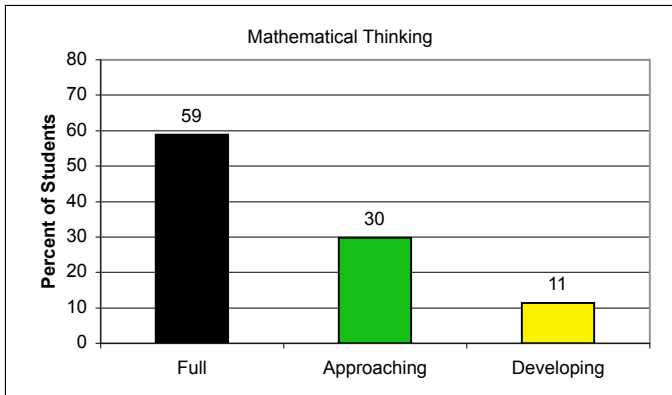
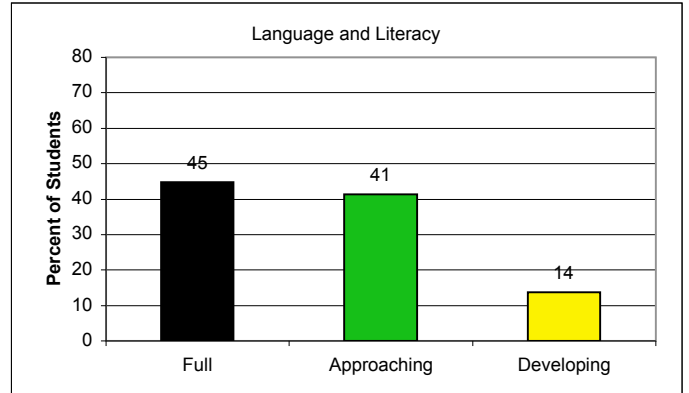
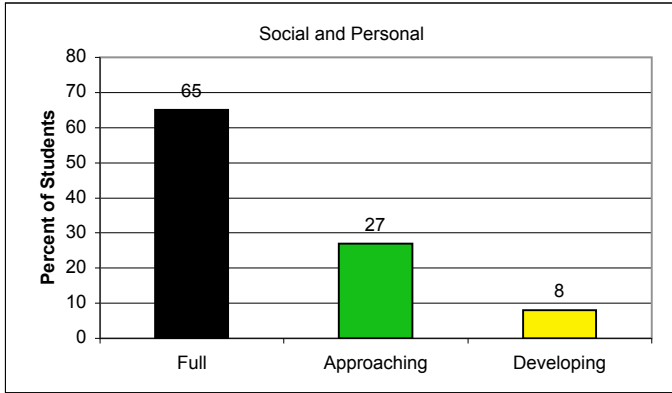


Allegany County - Percentage of Kindergarten Students



Allegany County - Percentage of Kindergarten Students

	Social and Personal			Language and Literacy			Mathematical Thinking			Scientific Thinking			Social Studies			The Arts			Physical Development			Composite					
	Full	Approaching	Developing	Full	Approaching	Developing	Full	Approaching	Developing	Full	Approaching	Developing	Full	Approaching	Developing	Full	Approaching	Developing	Full	Approaching	Developing	Full	Approaching	Developing			
Race/Ethnicity																											
American Indian/Alaskan Native	60	40	0	80	20	0	100	0	0	20	80	0	60	40	0	40	60	0	60	40	0	60	40	0	60	40	0
Asian/Pacific Islander	63	38	0	50	50	0	88	13	0	38	63	0	75	25	0	63	38	0	88	13	0	88	13	0	88	13	0
African American	77	14	9	49	37	14	63	17	20	54	43	3	69	26	6	60	34	6	77	23	0	69	26	6	69	26	6
White	64	28	8	44	42	14	58	31	11	42	53	6	63	33	3	64	33	3	66	31	3	61	34	5	61	34	5
Hispanic	*	*	*	*	*	*	*	*	*	*	*	*	*	*	*	*	*	*	*	*	*	*	*	*	*	*	*
Gender																											
Male	60	30	10	43	43	15	58	30	12	45	49	5	62	34	4	61	35	3	63	35	2	60	35	5	60	35	5
Female	71	24	5	47	40	13	60	29	11	39	56	5	66	32	3	66	32	2	72	25	3	64	32	4	64	32	4
Prior Care																											
Child Care Center	64	33	3	44	44	13	69	23	8	41	51	8	56	44	0	64	36	0	56	41	3	64	33	3	64	33	3
Family Child Care	67	29	5	38	43	19	52	29	19	48	48	5	67	29	5	81	14	5	76	19	5	67	24	10	67	24	10
Head Start	50	37	13	36	47	17	50	34	16	36	61	4	61	36	4	66	32	3	58	42	0	50	47	3	50	47	3
Home / Informal Care	62	28	10	30	42	28	43	37	20	29	59	11	58	32	10	66	28	6	61	35	4	51	41	9	51	41	9
Non-public Nursery	73	23	4	61	36	3	80	17	3	49	51	0	71	29	0	74	25	1	73	27	0	81	19	0	81	19	0
Pre-Kindergarten	70	22	8	52	38	10	61	31	9	49	46	5	68	29	3	61	36	3	73	23	4	65	30	5	65	30	5
Special Education																											
Yes	42	32	26	21	48	30	29	47	24	30	53	17	45	38	17	45	44	11	52	35	14	32	53	15	32	53	15
No	68	26	6	48	41	12	62	28	10	44	52	4	66	32	2	66	32	2	69	30	1	65	31	3	65	31	3
Limited English Proficiency																											
Yes	*	*	*	*	*	*	*	*	*	*	*	*	*	*	*	*	*	*	*	*	*	*	*	*	*	*	*
No	65	27	8	45	41	14	59	30	11	42	52	5	64	33	4	64	33	3	67	30	3	62	33	5	62	33	5
Free and Reduced Price Meals																											
Yes	60	28	12	37	43	20	47	36	17	39	52	8	60	35	5	60	36	5	63	33	4	53	39	7	53	39	7
No	72	25	3	55	39	6	74	22	4	46	52	1	69	30	1	68	31	1	71	28	1	73	26	1	73	26	1
* = fewer than 5	May not total 100% due to rounding.																										

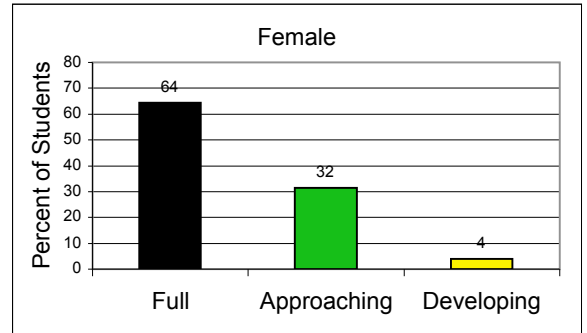
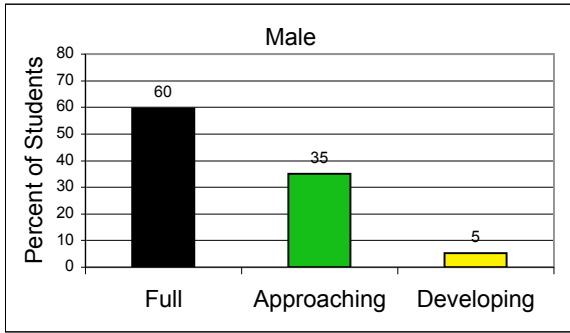
Allegany County - Number of Kindergarten Students

	Social and Personal			Language and Literacy			Mathematical Thinking			Scientific Thinking			Social Studies			The Arts			Physical Development			Composite		
	Full	Approaching	Developing	Full	Approaching	Developing	Full	Approaching	Developing	Full	Approaching	Developing	Full	Approaching	Developing	Full	Approaching	Developing	Full	Approaching	Developing	Full	Approaching	Developing
Race/Ethnicity																								
American Indian/Alaskan Native	3	2	0	4	1	0	5	0	0	1	4	0	3	2	0	2	3	0	3	2	0	3	2	0
Asian/Pacific Islander	5	3	0	4	4	0	7	1	0	3	5	0	6	2	0	5	3	0	7	1	0	7	1	0
African American	27	5	3	17	13	5	22	6	7	19	15	1	24	9	2	21	12	2	27	8	0	24	9	2
White	369	158	47	254	239	81	332	178	64	240	301	32	363	191	20	367	191	16	377	179	17	349	196	27
Hispanic	*	*	*	*	*	*	*	*	*	*	*	*	*	*	*	*	*	*	*	*	*	*	*	*
Gender																								
Male	197	98	34	140	141	48	191	100	38	148	162	18	204	111	14	202	116	11	205	115	8	195	115	17
Female	209	70	16	140	117	38	176	86	33	116	164	15	194	93	8	195	93	7	211	75	9	190	93	12
Prior Care																								
Child Care Center	25	13	1	17	17	5	27	9	3	16	20	3	22	17	0	25	14	0	22	16	1	25	13	1
Family Child Care	14	6	1	8	9	4	11	6	4	10	10	1	14	6	1	17	3	1	16	4	1	14	5	2
Head Start	38	28	10	27	36	13	38	26	12	27	46	3	46	27	3	50	24	2	44	32	0	38	36	2
Home / Informal Care	49	22	8	24	33	22	34	29	16	23	47	9	46	25	8	52	22	5	48	28	3	40	32	7
Non-Public Nursery	78	25	4	65	39	3	86	18	3	52	55	0	76	31	0	79	27	1	78	29	0	87	20	0
Pre-Kindergarten	181	56	21	133	98	27	157	79	22	127	118	13	175	75	8	157	92	9	188	60	9	167	78	12
Special Education																								
Yes	28	21	17	14	32	20	19	31	16	20	35	11	30	25	11	30	29	7	34	23	9	21	35	10
No	378	147	33	266	226	66	348	155	55	244	291	22	368	179	11	367	180	11	382	167	8	364	173	19
Limited English Proficiency																								
Yes	*	*	*	*	*	*	*	*	*	*	*	*	*	*	*	*	*	*	*	*	*	*	*	*
No	406	168	50	280	258	86	367	186	71	264	326	33	398	204	22	397	209	18	416	190	17	385	208	29
Free and Reduced Price Meals																								
Yes	211	100	41	130	153	69	165	126	61	139	184	29	210	123	19	211	125	16	223	115	14	187	139	26
No	195	68	9	150	105	17	202	60	10	125	142	4	188	81	3	186	84	2	193	75	3	198	69	3
* = fewer than 5																								

Allegany County 2003-2004

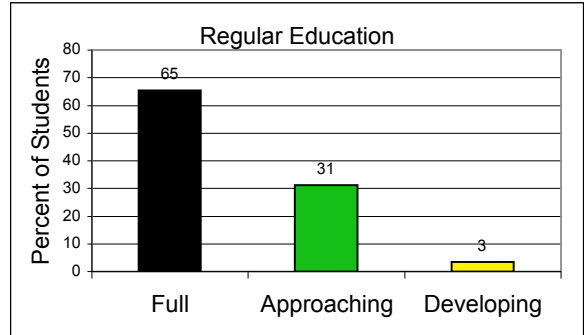
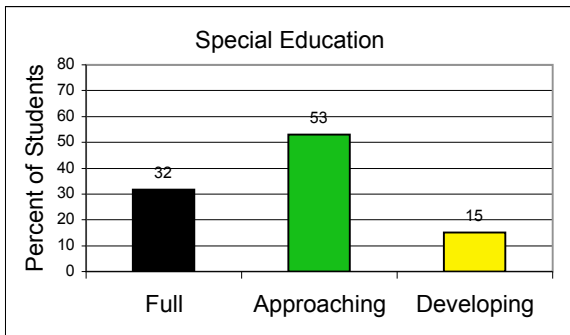
Disaggregated by Gender Composite Score

Entering Kindergarten



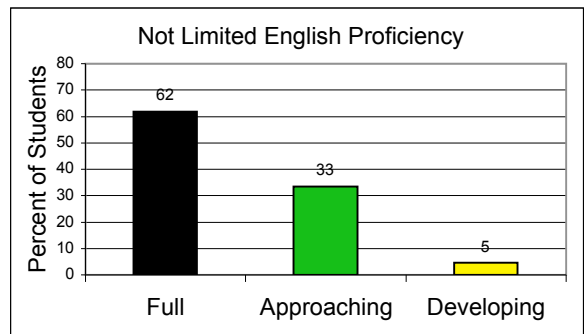

Disaggregated by Special Education Composite Score

Entering Kindergarten



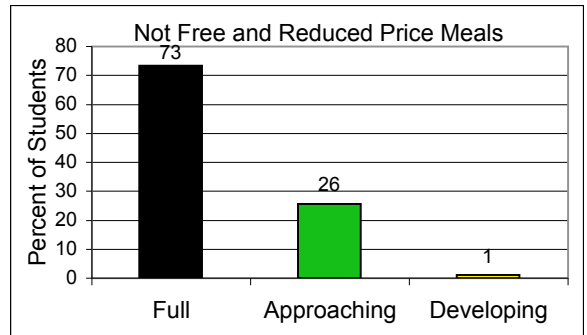
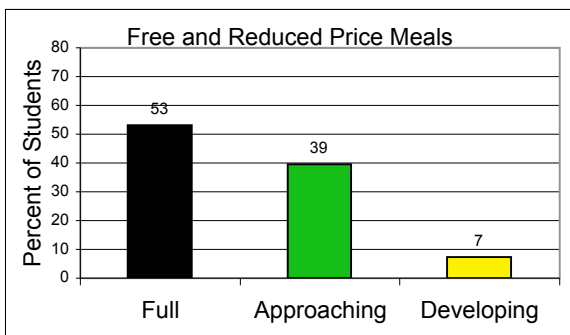
Disaggregated by Limited English Proficiency Composite Score

Entering Kindergarten



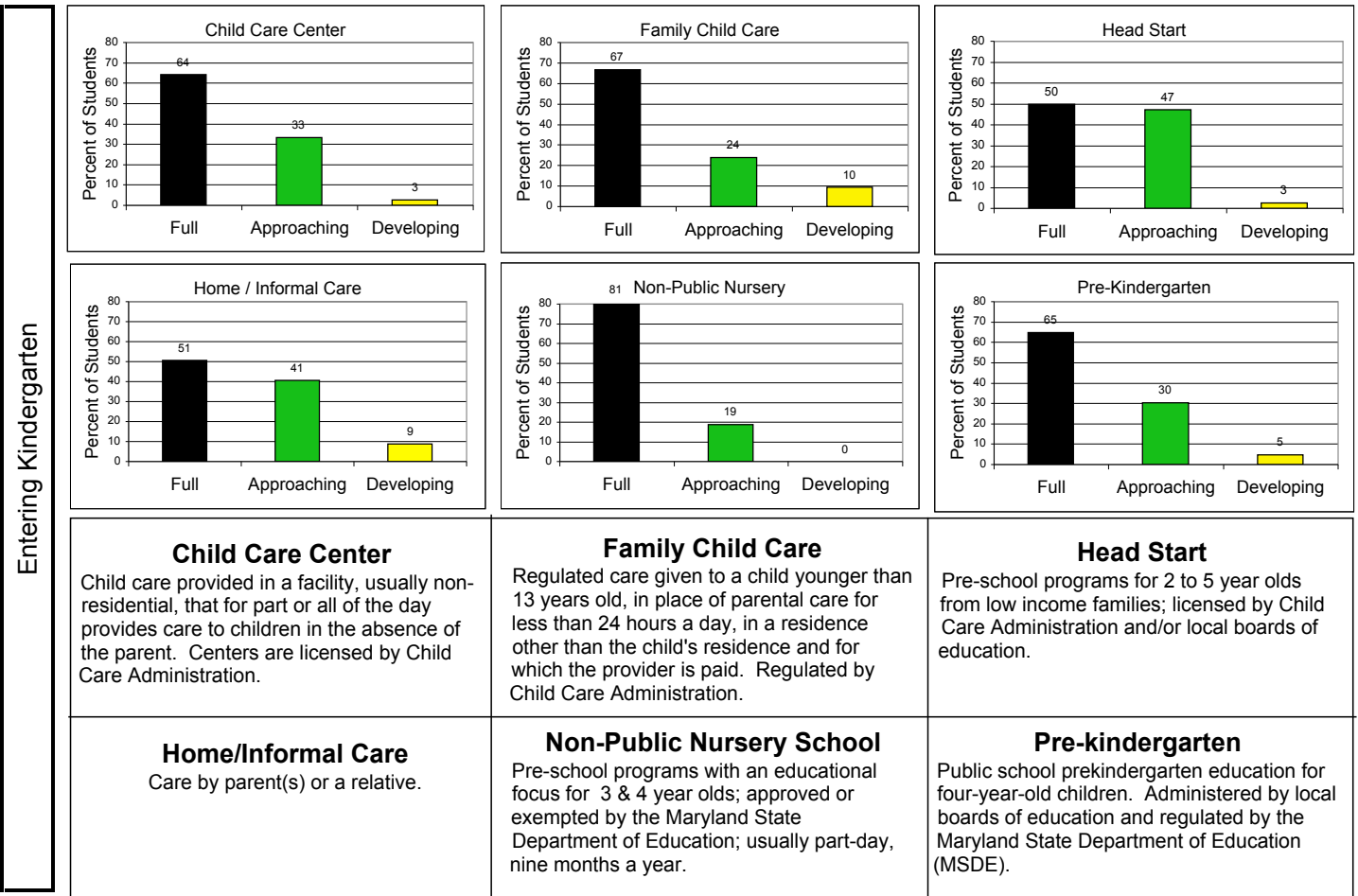
Disaggregated by Free and Reduced Price Meals Composite Score

Entering Kindergarten



Allegany County 2003-2004

Disaggregated by Prior Care Composite Score



Disaggregated by Race / Ethnicity Composite Score

